

**FLORIDA SEAPORT TRANSPORTATION  
AND ECONOMIC DEVELOPMENT COUNCIL**

**MONDAY, OCTOBER 8, 2012**

**8:30 P.M. - 11:30 A.M.**

**DISNEY YACHT & BEACH CLUB  
1700 EPCOT RESORTS BLVD.  
LAKE BUENA VISTA, FL 32830  
(407) 934-3372**

**TAB 1**  
**CALL TO ORDER**



# FLORIDA SEAPORTS

## CHARTING OUR FUTURE

502 East Jefferson Street, Tallahassee, Florida 32301

[www.flaports.org](http://www.flaports.org)

### AGENDA

#### FLORIDA SEAPORT TRANSPORTATION AND ECONOMIC DEVELOPMENT COUNCIL MEETING

October 8, 2012

8:30 – 11:30 a.m.

Disney Yacht & Beach Club  
1700 Epcot Resorts Boulevard  
Lake Buena Vista, FL 32830  
(407) 934-3372

1. Call to Order, Chairman's Welcome and Opening Comments
2. Roll Call
3. Approval of the June 22, 2012, Meeting Summary
4. Report from FSTED Seaport Environmental Management Committee
5. Agency Reports
  - A. Department of Transportation
  - B. Department of Economic Opportunity
6. Review of Seaport Funding Spend Downs
7. Agency Reports on Consistency Reviews of FY 13/14 FSTED Project Applications
8. FSTED Discussion of FY 13/14 FSTED Funding Initiatives
  - A. FSTED Program (s. 311.09, F.S.)
  - B. Planning and Data Initiative (s. 311.07, F.S.)
  - C. Strategic Port Investment Initiative (s. 311.10, F.S.)
  - D. Seaport Investment Program - \$10M Bond Funds (s. 399.0801(2), F.S.)
9. Recommendation and Approval of FY 13/14 FSTED Program Allocations
10. Other Issues
11. Adjournment

**TAB 2**  
**ROLL CALL**

**FLORIDA SEAPORT TRANSPORTATION AND ECONOMIC DEVELOPMENT COUNCIL**

**ROLL CALL**

**MEMBER:**

**DESIGNEE:**

STAN PAYNE, CANAVERAL

BRAD THORPE, CITRUS

STEVE CERNAK, EVERGLADES

VAL SCHWEC, FERNANDINA

DON WEST, FT. PIERCE

PAUL ANDERSON, JACKSONVILLE

JIM FITTON, KEY WEST

CARLOS BUQUERAS, MANATEE

BILL JOHNSON, MIAMI

MANNY ALMIRA, PALM BEACH

WAYNE STUBBS, PANAMA CITY

CLYDE MATHIS, PENSACOLA

TOMMY PITTS, PORT ST. JOE

WALTER MILLER, ST. PETERSBURG

CHARLES KLUG, TAMPA

HUNTING DEUTSCH, DEPARTMENT OF ECONOMIC OPPORTUNITY

KATHERINE MORRISON

ANANTH PRASAD, DEPARTMENT OF TRANSPORTATION

RICH BITER

**TAB 3**  
**APPROVAL OF JUNE 22, 2012 MEETING**  
**SUMMARY**

## MEETING SUMMARY

### FLORIDA SEAPORT TRANSPORTATION AND ECONOMIC DEVELOPMENT COUNCIL

June 22, 2012  
Westin Harbour Island Hotel  
Tampa, Florida

A meeting of the Florida Seaport Transportation and Economic Development (FSTED) Council was held on June 22, 2012, in Tampa, Florida. Chairman Richard Wainio called the meeting to order at 10:30 a.m. The Assistant Secretary called the roll. Members present were:

Stan Payne, Canaveral  
Brad Thorpe, Citrus County  
Steve Cernak, Everglades  
Val Schwec, Fernandina  
Don West, Ft. Pierce  
Mike Poole for Paul Anderson, Jacksonville  
Jim Fitton, Key West  
Carlos Buqueras, Manatee  
Bill Johnson, Miami  
Manny Almira, Palm Beach  
Wayne Stubbs, Panama City  
Clyde Mathis, Pensacola  
Tommy Pitts, Port St. Joe  
Walt Miller, St. Petersburg  
Richard Wainio, Tampa  
Rich Biter for Secretary Ananth Prasad, Florida Department of Transportation  
Katherine Morrison for Director Hunting Deutsch, Florida Department of Economic Opportunity

A quorum was present. Also in attendance were:

Glenn Wiltshire, Everglades	Meredith Dahlrose, FDOT
David Anderton, Everglades	Juan Flores, FDOT
Berry Sellers, Port St. Joe	Don Skelton, FDOT
Bob Armstrong, Manatee	Ray Clark, FDOT
Ram Kancharla, Tampa	Brian Hunter, FDOT
Joe Meek, Citrus County	Sally Patrenos, Patrenos & Associates
Richard Wesch, Citrus County	Brian Tanberg, Parsons, Brinckerhoff
Patrick Brady, Nova University	Jason Cohen Nova University
Kelley Davis, Nova University	Michael Hole, Citigroup
Rusty Roberts, BGR Group	Nancy Leikauf, Leikauf & Associates
Doug Wheeler, FPC	Jennifer Krell Davis, FPC
Toy Keller, FPC	Michael Rubin, FPC

**Agenda Item 3**, Approval of the Minutes of September 7, 2011, and October 21, 2011, FSTED Council Meetings were taken up. A motion was made by Mr. Johnson, seconded and passed unanimously approving the minutes.

**Agenda Item 4**, Legislative Report on 2012 Regular Session was given by Mr. Rubin. Mr. Rubin thanked FSTED Program agency partners FDOT and DEO for their support during the Session, specifically noting that FDOT drafted the language on the improvements to the FSTED Program. Mr. Rubin also recognized the efforts of Representative Ray and his leadership resulting in the record level of funding for seaport projects. Mr. Rubin directed the members to the report in their materials and summarized the efforts and successes of the FSTED Council staff during the Session.

Representative Ray thanked the Council members for their support during the Session. Representative Ray stated that the members should make sure they are engaged in the freight plan meetings to be held by FDOT in August, and to contact him if they had any questions or concerns. Representative Ray noted that he was planning to hold some legislative meetings on freight development after the conclusion of the FDOT meetings. He stressed that the input from the Council members was very important to the development of the final plan. Chairman Wainio noted the importance of the manufacturing sector to these meetings and requested that FDOT reach out these groups prior to the meetings to ensure their attendance.

**Agenda Item 5**, Report on Federal Issues was taken up. Ms. Keller provided the report to the members. Ms. Keller directed the members to the summary of activities in their materials. Ms. Keller pointed out the letters sent by FPC Legislative Chair Paul Anderson and FDOT on USACOE issues, and the need for everyone to reach out to their Congressional representatives on the pending federal highway bill. Chairman Wainio noted the increased efforts by Paul Anderson and FPC staff in Washington, and stated that these efforts would be more productive with the support of FDOT and other state agency partners.

**Agenda Item 6**, Agency Reports was taken up. Mr. Biter led the discussion with a report from FDOT. Mr. Biter thanked Representative Ray for his leadership on the freight plan initiative. Mr. Biter informed the members that FDOT had entered into a contract with a consulting group to help with the overall freight program and freight plan. Mr. Biter discussed the series of freight “listening sessions” that FDOT would hold in August – tentatively planning to hold them in Miami, Orlando, Panama City and Jacksonville. After these listening sessions, FDOT, through the Governor’s Office, would then host a CEO level type freight summit where the top “movers and shakers” of the private sector and significant government policy-makers would come together. He stated that the ultimate goal of these meetings was to develop a freight plan that FDOT can deliver to the Governor and Legislature, and that will be a dynamic effort institutionalized within FDOT. Freight will be a part of all transportation equations within the Department. Mr. Biter stated that the seaports were an important part of these efforts and FDOT wants to work with all seaports to understand their marketing opportunities and help expand their business.

Mr. Biter noted that he would like to work with the FSTED Council to discuss the development of a cooperative purchasing program that could help seaports and FDOT pool their efforts to buy bulk materials at a reduced price.

Mr. Biter stated that FDOT had a very successful legislative session and thanked Representative Ray for his leadership on this effort. Mr. Biter then turned the discussion over to Mr. Flores. Mr. Flores informed the members about his background and the new FDOT freight office. FDOT is pushing freight planning out to all FDOT districts and working in partnership with them to ensure that freight planning was involved at all levels of FDOT. Mr. Flores stated that he and Ms. Dahlrose would be visiting seaports and reaching out to port directors to understand their freight planning issues. Mr. Flores stressed the importance of having rail, seaports, and transit under one office – if the state is going to have a statewide freight plan it must be done in coordination with all modes and stakeholders including local Transportation Planning Organizations (TPOs) and Metropolitan Planning Organizations (MPOs).

Ms. Dahlrose provided the members with an update on several other FDOT policies and programs. Ms. Dahlrose stated that FDOT was working with the Florida Chamber Foundation on the second phase of the trade flow study. Ms. Dahlrose informed the members that FDOT would be developing guidelines for identifying strategic projects under the Strategic Port Initiative Investment program. FDOT would be working with the FSTED Council staff to insure that



they have a current project list. It will be important for seaports to use the SeaCIP on-line applications program and enter their priority projects into the system. Ms. Dahlrose also discussed the development of long-range plans by the Department, and the need for seaports to provide them with their projects for inclusion in these long-term needs plans. The Department can then place these projects in the Work Program and when funds become available finance these projects to the extent possible. Ms. Dahlrose stated that the Department was working on rules for the development of the Intermodal Logistics Center Support Program, as well as the “Road Fund” Program formerly administered by the Department of Economic Opportunity. Jasmine Raffington would be running that program for the Department and is the point of contact for any questions concerning these projects.

Mr. Biter noted that the Department was successful in getting a portion of the Motor Vehicle Fee revenues back into the State Transportation Trust Fund, approximately \$415 million in total. \$215 million was swept back into the General Revenue fund for other uses, but \$200 million was made available for transportation projects. Next Regular Session, the Department will be working on getting the rest of those Motor Vehicle Fees back into the State Transportation Trust Fund. Identifying priority projects that need available revenues will help the Department advocate for the return of these fees.

Ms. Morrison provided the agency report for the Department of Economic Opportunity. Ms. Morrison informed the members that the Department had a new executive director, Hunting Deutsch. Director Deutsch’s background is primarily in banking, he is from the Miami area, and very familiar with seaports. FSTED Council staff had an opportunity to meet with Director Deutsch recently, and the Director is looking forward to an opportunity to address the Council in the near future. Ms. Morrison informed the members about the changes in DEO from the merger, and directed the members to the information in their materials. Ms. Morrison highlighted some specific changes that occurred because of the 2010 Legislation Session – reduced review times for local government comprehensive plans; oversight for areas of critical state concern now under DEO; and technical assistance on permitting issues now available under DEO. The Department will be responsible for both economic development and local government consistency reviews of FSTED Program projects, however, seaports will not see any substantive changes to the current FSTED review process. Ms. Morrison informed the members about the Statewide Strategic Plan currently being developed by the DEO. The Legislature mandated the development of a 5-Year plan when they created the Department. This is a statewide plan with a steering committee comprised of the Governor, Secretary of Commerce Gray Swoope, DEO Executive Director Hunting Deutsch, and President and CEO of Workforce Florida Chris Hart. The Department has held stakeholder meetings all over the state to get input from all Floridians on the plan. Ms. Morrison directed the members to the plan outline in their materials. The plan has four cross-cutting strategies – first, improve collaboration and alignment of state, regional and local entities toward the state economic vision; second, focus on developing and growing strong industry clusters; third, continue the state’s effort to position Florida as a global hub; and fourth, look long term beyond the next five years and recognize some of the ways that Florida can be globally competitive. The plan also incorporates the six pillars developed by the Florida Chamber Foundation. Ms. Morrison underscored the importance of seaports to the strategic plan and requested that the members continue to provide input on the plan.

**Agenda Item 10**, Election of Officers, was taken up next due to time considerations. Mr. Johnson provided the report of the FSTED Council Nominating Committee. The Committee provided the members with a recommended slate of officers for the FSTED Council – Mr. Payne as Chair, Mr. Almira as Vice-Chair, and Mr. Cernak as Secretary/Treasurer. A motion was made by Mr. Buqueras, seconded and unanimously approved to accept the recommendation of the Committee and designate the nominated individuals as officers of the FSTED Council.

**Agenda Item 7**, Update on Port Citrus was taken up. Mr. Thorpe provided the report from Port Citrus. Mr. Thorpe thanked the members for their continued support and assistance during this initial feasibility and development stage. Mr. Thorpe noted how important infrastructure and economic development issues were for Citrus County. Mr. Thorpe informed the members that Port Citrus had selected Martin Associates to conduct the feasibility study required by the Florida Legislature. Mr. Thorpe stated that Ocala/Marion Commerce Park, located on I-75 and U.S. 27 would be developing an intermodal logistics center, and FDOT was extending the Suncoast Parkway into Citrus County.

**Agenda Item 8**, Review of Seaport Funding Spend Downs was taken up. Ms. Keller provided the report to the members and directed them to the charts in their materials. Ms. Keller stated that all seaports were making good progress on their spend downs.

**Agenda Item 9**, Review of FSTED Program Project Application Revisions and Submittal Schedules was taken up. Ms. Keller initiated the discussion and directed members to information in their materials. Ms. Keller stated that FSTED Staff was working with DEO and FDOT to finalize a new application process with an application submittal deadline of August 1. Ms. Keller stated that the Florida Legislature had incorporated a majority of the changes recommended by the Allocation Review Committee chaired by Mr. Stubbs. Based on these legislative changes, a small group comprised of individual seaport staff and FSTED Council staff had been working on a streamlined application process – the draft recommended application was provided to the members in their materials. This new process will ultimately have to be approved by rule, but with FSTED Council approval, can be used for the next application cycle beginning August 1. [Note: this recommended process was subsequently formally approved by the FSTED Council on June 29, 2012, for use in the next application cycle and for formal rule development.]

Mr. Stubbs asked if the adoption of the application and rules would satisfy some of the concerns raised over the FSTED Program allocation process and complete our commitment to the Department. Ms. Keller stated that this would satisfy those concerns. Mr. Stubbs noted that this new process tracks the recommendations of the Allocation Committee. Mr. Stubbs stated that the next step would be a new commitment to move forward in unison with FSTED Program agency partners on project allocations - specifically to coordinate other funding programs with the FSTED Program funding on seaport projects. In addition, the new FSTED Program allocation process should involve the ability for all the ports to review suggested FSTED Program allocation prior to the meeting, and submit any objections or appeals in writing prior to the meeting. All ports would then be aware of the proposed allocations and also know which other ports were going to ask to be reconsidered. This will eliminate spur of the moment discussions or surprises the day of the FSTED Council meeting. There is good faith with our agency partners on this new process, and Mr. Stubbs encouraged the incoming FSTED Council Chair to follow through on this allocation process.

Mr. Wainio thanked Mr. Stubbs and other Allocation Committee members for their efforts on this issue.

**Agenda Item 11**, Other Issues was taken up. Representatives from Nova University provided the members with an overview of a federally funded training program offered by their University – the Southeast Area Maritime Industry Safety Training Program (SEAMIST). This training program can provide seaports and their tenants with hazardous materials handling training at different levels, including law enforcement and first response training. Ms. Davis with Nova provided the members with handouts outlining the types of courses offered by Nova University.

Mr. Wheeler presented Mr. Wainio with a recognition and award for his service as the FSTED Council Chair, and the members of the Council thanked Mr. Wainio for his efforts on behalf of Florida's seaports over the past years.

A motion to adjourn was made by Mr. Cernak, seconded and passed unanimously, and the meeting was adjourned at 12:23 p.m.

**TAB 4**  
**REPORT FROM FSTED SEAPORT**  
**ENVIRONMENTAL MANAGEMENT**  
**COMMITTEE**

## MEETING SUMMARY SEAPORT ENVIRONMENTAL MANAGEMENT COMMITTEE

September 21, 2012  
9:30 a.m. -2:00 p.m.  
Tallahassee, Florida

The Seaport Environmental Management Committee (SEMC) meeting was called to order at approximately 9:40 a.m. by Chairman David Kaufman. Attending were the following:

David Kaufman, Chairman Jaxport  
David Stubbs - Jaxport  
Scott Skinner - JaxPort  
Carol Noble - Canaveral  
Becky Hope - Port of Miami

Phil Steadham - Port of Tampa (via phone)  
Mike Rubin - FPC  
Chuck Littlejohn - Consultant to FPC  
Toy Keller - FPC

Introductions were made; the summary of the September 7, 2011, SEMC meeting was approved by the Committee.

Chuck Littlejohn gave a brief update on:

(a) DEP's adopted Numeric Nutrient Criteria (NNC) rules and pending rulemaking related to NNC. He stated that EPA's deadline for both approval and disapproval of DEP's rules had passed and that a response from the EPA was now expected to occur sometime after the fall presidential election.

(b) DEP's ambitious efforts to adopt Statewide Uniform Environmental Resource Permitting Rules, which would apply to ERPs issued by both DEP and Florida's five water management districts. He stated that the rules would apply to all permitted activities except stormwater, which would continue to be addressed through WMD field manuals.

Toy Keller gave a brief update on:

(c) Brownfields MOU – The Florida Ports Council recently met with Mr. Jorge Caspary, DEP's Director of the Division of Waste Management. They discussed the possibility of a port-wide MOU allowing brownfield sites within a ports jurisdictional boundaries to clean up to industrial standards with the understanding that the sites would never be used for residential or other uses requiring more stringent clean-up. Many details will need to be worked out on a port by port basis but if there is enough in common among port brownfield sites and site clean-up issues to justify the execution of a broad agreement, significant money could be saved by the ports and by the state.

Phil Steadham reported that Tampa is a brownfield site and they are having some issues with their regional DEP office because of the presence of arsenic from their use of bay bottom. It is not due to an event or a release but naturally occurring arsenic.

Ex-officio agency members joined the meeting at 10:30 a.m. and introductions were made. Attending were the following members and guests:

Drew Bartlett - DEP  
Mark Thomasson – DEP  
Jorge Caspary - DEP  
Danielle Fondren - DEP

Laura Regalado - DEO  
Eric Summa - USACOE  
Colleen Castille - The Fiorentino Group  
Kellie Scott – Gunster Law Firm

Drew Bartlett gave a timeline of EPA actions and proposed actions on NNC relative to rivers, lagoon, and estuaries. Upon receipt of Florida's adopted rule by the EPA, both rule approval and disapproval dates have expired. However, EPA has contacted DEP saying this should not be interpreted as either a negative or positive finding. The key issue is whether EPA will approve the Florida rule in its entirety and repeal the EPA rule entirely.

Mr. Bartlett also commented on the upcoming peer review process for revision to human health-based water quality criteria which will take place on October 8 and 9.

Mark Thomasson reported on the Environmental Resource Permitting rulemaking process currently underway at the Department. In addition to a summary of the rule, a list of workshops and hearing were included in Mr. Thomasson's presentation which can be viewed at: [SWERP 2012.pptx](#)

Jorge Caspary discussed activities at seaports which are under the purview of state cleanup standards. He said ports have many brownfield sites and DEP is looking a ways to help control these cleanup costs. If a seaport is the entity controlling the land use of a brownfield site in the foreseeable future, it could benefit by agreeing to restrict groundwater consumption and/or restore groundwater and soil conditions to an industrial rather than residential exposure scenario. Chairman Kaufman suggested putting a small group of seaport representatives together with Mr. Caspary's office to evaluate these issues and make recommendations to the FSTED Council regarding the potential application of a statewide brownfield MOU between seaports and the Department for certain common issues.

Laura Regalado stated that the land planning agency's main concern is for the protection of the state's most important resources and facilities. All the review agencies still look at comprehensive plan issues but report directly to the local government; DEO no longer collects and facilitates a local government's response to such comments. She said that ports are considered to be a statewide resource and DEO will continue to coordinate with seaports to identify solutions to any issues.

Eric Summa continued his discussion from the last SEMC meeting on the "beneficial use" of dredged material. He noted that the Corps is evaluating the economic and practical advantages/disadvantages of disposal of dredged materials offshore, near shore and onshore. His entire presentation can be viewed at:

[..\ENVIRONMENTALMANAGEMENTCOMMITTEE\2012\Strategic Environmental Issues in Southeastern Dredging Operations ver 9-17.doc](#)

Kellie Scott reported on a DEP rulemaking initiative relating to Human Health-Based Water Quality Criteria. The rules would provide for the addition of over 40 new criteria to current water quality standards, and also make the current criteria far more stringent. These criteria are based on assessment of risk to human health as opposed to the protection of aquatic life. The DEP risk assessment analysis considers several points of exposure, including fish consumption and dermal and direct water consumption. It is based on very conservative assumptions resulting in extremely strict water quality criteria.

Ms. Scott stated that this is an emerging issue that may affect both point and non-point sources. It will require additional characterization of discharges. It may require additional monitoring and permits or stricter conditions. It could require large expenditures by permittees, if the criteria can even be met. She advised seaports to become familiar with and participate in this rulemaking process.

## GENERAL DISCUSSION

Carol Noble raised an issue regarding "hull polishing" because Port Canaveral has been approached by cruise ships requesting permission to clean the hulls of their ships while in port. She said the issue is the debris coming off the ships and its potential for contaminating the bottom or degrading the water quality. Port Canaveral has declined to allow this practice for now and intends to contact environmental representatives at the Coast Guard to discuss it further. Other ports indicated that the matter had not come up, or that they too had declined to allow the practice in port.

Chairman Kaufman brought up the issue of scheduling SEMC's next meeting. He pointed out that statutes require the Committee to meet a minimum of two times per year; one meeting is traditionally held in the spring, one in the fall. He stated that his preference was to have one meeting in Tallahassee and one meeting in conjunction with a Florida Seaport Transportation and Economic Development Council meeting outside of Tallahassee. He asked everyone to think about their availability and said he would have staff send out a survey to gauge members' preferences.

The meeting was adjourned at 2:00 p.m.

**TAB 5**  
**AGENCY REPORTS**

**TAB 5A**  
**DEPARTMENT OF TRANSPORTATION**



# Freight Mobility & Trade Plan



## Outreach and Development

**Rich Biter**

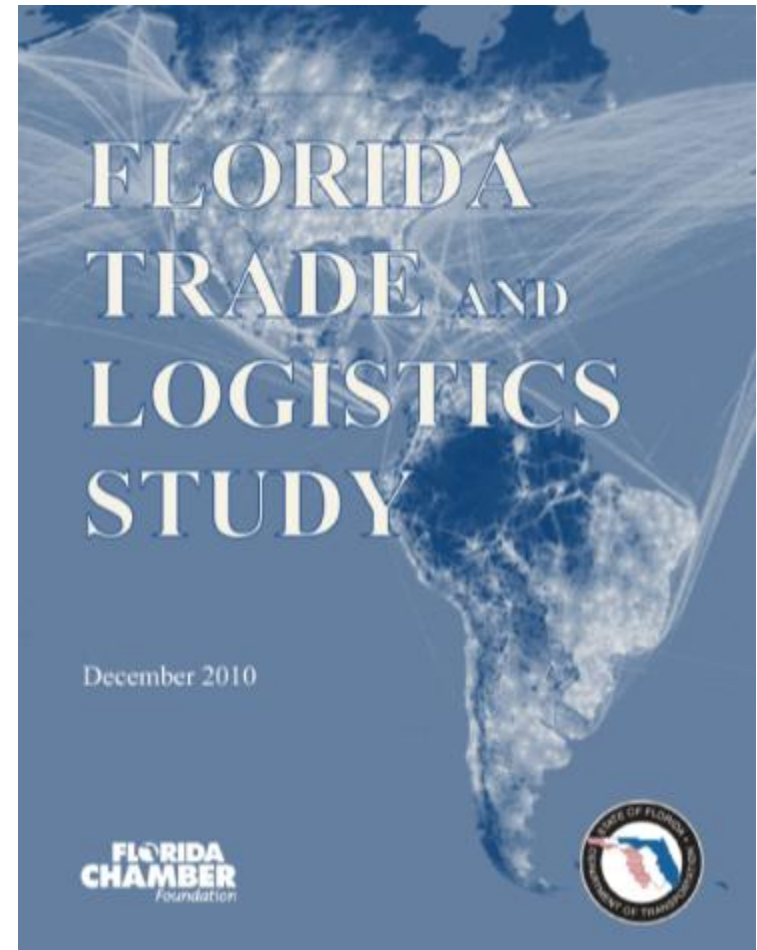
Asst. Secretary, Intermodal Systems Development



OFFICE OF FREIGHT, LOGISTICS & PASSENGER OPERATIONS

# Florida Chamber and FDOT

- Document existing domestic and international trade flows
- Estimate future domestic and international trade flows
- Identify opportunities for Florida to compete globally
- Recommend strategies to pursue most attractive opportunities



# Governor's Focus

A key initiative of Florida Governor Rick Scott's 2012 Job Creation and Economic Growth Agenda is to



*“reprioritize state transportation projects to focus on those that would, over the short and long term, help create the greatest number of jobs”*



OFFICE OF FREIGHT, LOGISTICS & PASSENGER OPERATIONS

# Freight Mobility and Trade Plan

## Response to Florida House Bill 599

Approved on April 27, 2012 by signature of Governor Rick Scott, Florida House Bill 599 requires the Florida Department of Transportation to develop the Freight Mobility and Trade Plan. The goals for the creation of the plan are:

1. **Increasing the flow of domestic and international trade through the state's seaports and airports** ... recapture cargo currently shipped through seaports and airports located outside the state.
2. **Increasing the development of intermodal logistic centers in the state** ... capitalize on the empty backhaul trucking and rail market in the state.
3. **Increasing the development of manufacturing industries in the state** ... transportation facilities that will promote the successful development and expansion of manufacturing facilities.
4. **Increasing the implementation of compressed natural gas (CNG), liquefied natural gas (LNG), and propane energy policies** ... that reduce transportation costs for businesses and residents located in the state.



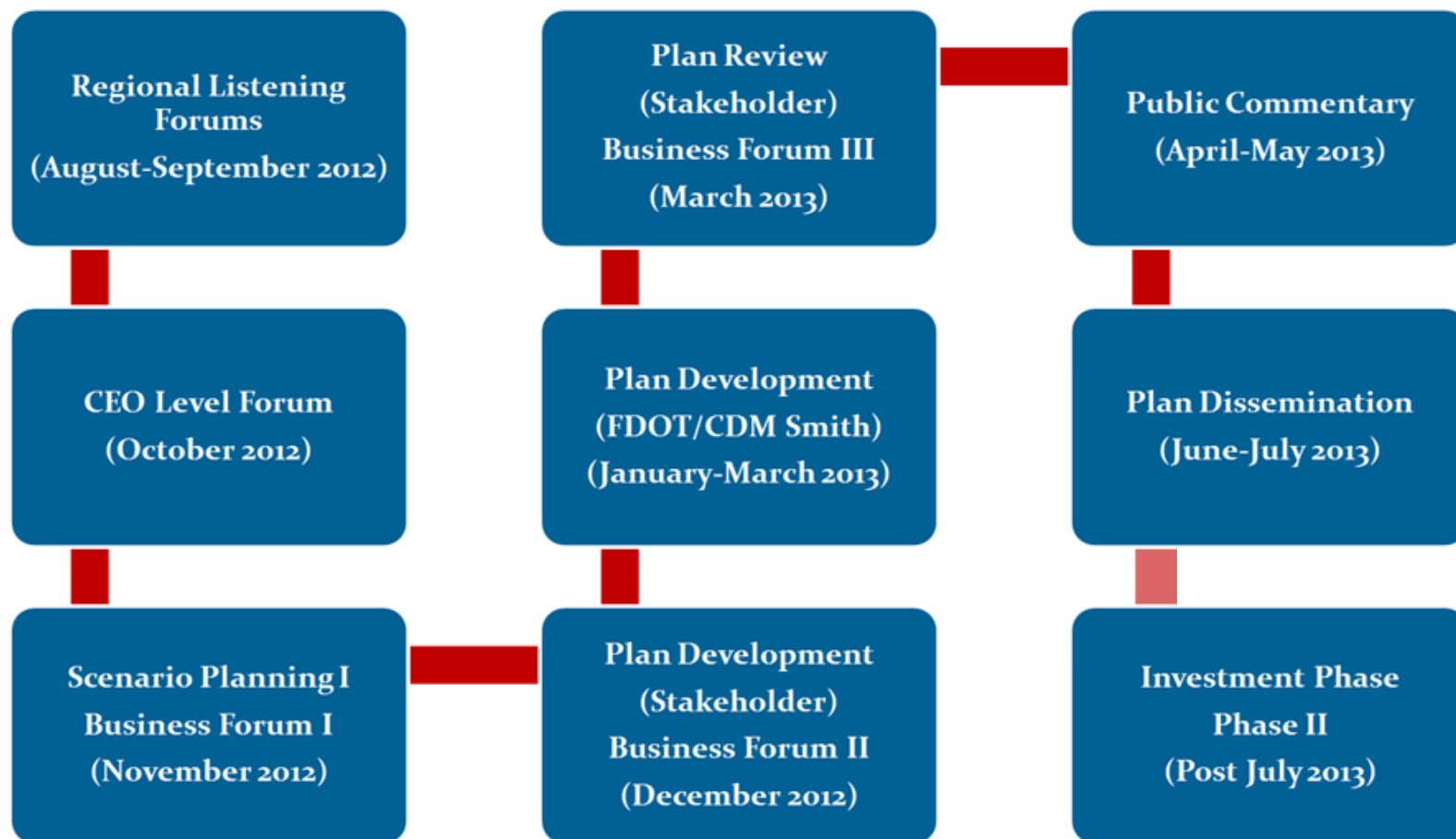
OFFICE OF FREIGHT, LOGISTICS & PASSENGER OPERATIONS

# Plan Process

- Plan will be done in two phases:
  - Policy Element – Due by 7/1/13
    - Lays out overall freight policy direction and framework for freight investment decisions
    - Meets requirements of HB 599
  - Investment Element – *Est.* completion 7/1/14
    - Identifies and prioritizes freight needs across modes
    - Meets requirements of MAP-21
  - *Draft* Report Due for Comment: *Est.* 3/1/14
  - *Final* Report Due by: *Est.* 7/1/14



# Policy Element Process



# Freight & Mobility Trade Plan

FDOT scheduled for six locations around the state, these sessions gathered observations and comments on the current and future condition of the freight transportation system from all interested participants.

**Extensive effort was made to hear from Public/ Private Industry on:**

- Deficiencies of the system
- Solutions to remedy those conditions
- Future needs envisioned to support growth



**The six Regional Listening Forum sessions were held in:**

Miami  
August 8, 2012

Jacksonville  
August 16, 2012

Ft. Myers  
August 29, 2012

Orlando  
August 9, 2012

Panama City  
August 17, 2012

Tampa  
September 11, 2012



# Who attended?

- **Private/Public**
  - Logistics Executives
  - Brokers and Shippers
  - Trucking Companies
  - Commercial Real-Estate Developers
  - Trade Associations (Truck/Air/Rail/Manufacturing)
  - Retail
  - Local Chambers and Economic Development Authorities
  - Environment Advocates /Activists
  - Customs
- **Number of attendees:**
  - On avg. per forum: 80 -100 plus participants
  - Total count: 430 (plus/minus)





# What We Heard

- What are the most important current issues affecting Florida's freight community?
  - **Working well:**
    - Coordination between the modes and between private and public entities
    - Freight infrastructure investment via the SIS
    - Department openness to taking a regional/statewide view of freight mobility
  - **Needs improvement:**
    - Shortage of revenue to address needs
    - Shortage of human resources at both the private and public levels
    - Need more focus on local freight issues, esp. as “the last mile”



# What We Heard

- What does the future hold for freight mobility and trade in Florida?
  - **Future opportunities:**
    - Florida's trade imbalance – empty backhauls – present opportunity for expanding our manufacturing base
    - Panama Canal expansion and Latin America trade
    - Innovation and productivity gains through technology
  - **Future challenges:**
    - Addressing conflicting goals of freight network expansion and community livability, accommodating freight AND passengers
    - Education of the public on the importance of freight
    - Funding issues are likely to get worse



# What We Heard

- How should the Freight Mobility and Trade Plan address these opportunities and challenges as well as the needs of the business community in Florida?
  - Work with Economic Development agencies to develop a strategy for expanding manufacturing
  - Develop better tools to determine best investments, e.g. ROI models that cross modes
  - Work with local governments on “last mile” issues
  - Consider new technologies that improve productivity and efficiency of existing infrastructure



# C- Level Forum (CEO, CFO, COO)

This special session next month in Orlando seeks to engage the senior leadership of:

- Companies presently located in the state
- Those we seek to encourage to locate in the state
- Others who can contribute to the economic growth of the state

Set up as a two-part exchange, this session will discuss the outcomes of the Regional Listening Sessions and promote similar discussions with these leaders within the freight community.

This same group will contribute to the plan's development by providing an Executive Level Private Sector input on how FDOT can best craft and implement a statewide Freight Mobility and Trade Work Program.



**TAB 5B**  
**DEPARTMENT OF ECONOMIC**  
**OPPORTUNITY**



# Florida Strategic Plan for Economic Development

## July 2012 – June 2017 (V18.0, [www.floridajobs.org/FL5yrPlan](http://www.floridajobs.org/FL5yrPlan))

### At-A-Glance

- Vision** ○ Florida will have the nation's top performing economy and be recognized as the world's best place to live, learn, play, work and do business.
- Goals** ○ Lead the nation in global competitiveness as a location for business, investment, talent, innovation and visitors.  
 ○ Lead the nation in economic growth and prosperity.  
 ○ Lead the nation in quality of life.
- Objectives** ○ Improve employment in Florida.      ○ Foster opportunities for prosperity.      ○ Grow businesses.  
 ○ Expand global commerce.      ○ Increase Florida's attractiveness to workers, residents and visitors.

Cross-Cutting Strategies					
1. Strengthen collaboration and alignment among state, regional and local entities toward the state's economic vision. 2. Develop and implement a statewide strategy to develop regional talent and innovation clusters using global best practices. 3. Connect economic development, talent, infrastructure, partnerships and other resources within and across regions to build Florida as a globally competitive megaregion. 4. Position Florida as a global hub for trade, visitors, talent, innovation and investment.					
Area-Specific Strategies					
Talent Supply & Education	Innovation & Economic Development	Infrastructure & Growth Leadership	Business Climate & Competitiveness	Civic & Governance Systems	Quality of Life & Quality Places
5. Align education and workforce development programs to foster employment opportunities and develop and retain talented workers with the skills to meet current and future employer needs. 6. Develop an integrated pre-K through career education system to prepare students for becoming successful workers or entrepreneurs. 7. Lead the nation in science, technology, engineering, and mathematics (STEM) research, education and market-relevant technical skills. 8. Expand access to education and training programs for talent in distressed markets.	9. Strengthen Florida's leadership in expanding and emerging talent and innovation clusters and help transition established clusters to serve new markets. 10. Grow, sustain, and integrate efforts related to research and development, technology transfer and commercialization, and capital to create, nurture and expand innovation businesses. 11. Expand the number of Florida businesses selling goods and services internationally and diversify the markets they serve. 12. Brand and consistently market Florida as the best state for business.	13. Coordinate decision making and investments for economic development, land use, transportation, infrastructure, housing, water, energy, natural resources, workforce and community development at the statewide, regional and local levels. 14. Develop and maintain multimodal, interconnected trade and transportation systems to support a prosperous, globally competitive economy. 15. Develop and maintain a cutting-edge telecommunications infrastructure. 16. Ensure the future supply and quality of water to meet Florida's economic and quality of life goals. 17. Develop and maintain diverse, reliable, and cost effective energy sources and systems to meet Florida's economic and environmental goals.	18. Renovate permitting, development, and other regulatory processes to meet changing business needs and provide a predictable legal and regulatory environment. 19. Ensure state, regional and local agencies provide collaborative, seamless, consistent and timely customer service to businesses and workers. 20. Reduce barriers to small/minority business and entrepreneurial growth. 21. Expand opportunities for access to capital for businesses throughout their life cycle. 22. Work with industry to ensure property and health insurance rates are competitive with other large states. 23. Develop a government revenue structure that encourages business growth and development.	24. Support and sustain statewide and regional partnerships to accomplish Florida's economic and quality of life goals. 25. Improve the efficiency and effectiveness of government agencies at all levels. 26. Invest in strategic statewide and regional economic development priorities.	27. Create and sustain vibrant, safe and healthy communities that attract workers, businesses, residents and visitors. 28. Ensure Florida's environment and quality of life are sustained and enhanced by future growth plans and development decisions. 29. Promote, develop, protect and leverage Florida's natural, art and cultural assets in a sustainable manner.

**TAB 6**  
**REVIEW OF SEAPORT FUNDING**  
**SPEND DOWNS**





---

**PORT PANAMA CITY  
U.S.A.**

September 17, 2012

Mr. Stan Payne  
Chief FSTED Council  
502 East Jefferson  
Tallahassee, FL 32301

RE: Reallocation of \$27,765.16

Dear Chairman Payne:

The Panama City Port Authority respectfully requests that the FSTED Council consider re-allocating \$27,765.16 of unused 311 dollars from our completed Phase I container yard expansion project to our Phase II container yard project.

The first component of the Phase II project has been designed, permitted, and advertised for bids. Our current allocation for the planned work is \$525,000. However we expect this project will exceed \$1,300,000.

Thank you for your consideration.

Sincerely,

Wayne Stubbs  
Executive Director

cc: Doug Wheeler  
Meredith Dahlrose

WS/bb/LS-1232



FDOT District	Ports	Seaport Cost Center	Financial Management Number (FM)	Contract Number	FSTED Program Project Number	Description	FSTED Council Allocation Date	FSTED Council Allocation FY	FSTED Council Allocation	FDOT Work Program Amount	Port Match	Other Funding Amount	Source(s)	FDOT Record of Allocation	Total FSTED Program Funds	Contract Execution Date	Contract Expiration Date	Total Reimbursed by FDOT	Remaining Balance	Comments	Roll Forward Funds Contract	Roll Forward Funds (Prior year)	Prior-Prior Funds (several years)
1	Port Manatee	012020129	41831519401	AO819	2005-2	Construct Dry Storage Warehouse	10/14/2004	FY 05/06	1,000,000.00	1,000,000.00	1,000,000.00			2,000,000.00	1,000,000.00	12/30/2005	7/1/2007	1,000,000.00	0.00				
						Supplemental #1		FY 06/07	1,000,000.00	1,000,000.00	1,000,000.00			2,000,000.00	1,000,000.00			1,000,000.00	0.00				
						Supplemental #2		FY 07/08	2,950,000.00	2,950,000.00	2,950,000.00			5,900,000.00	2,950,000.00			2,950,000.00	0.00				
						Supplemental #3		FY 08/09	1,400,000.00	1,400,000.00	1,400,000.00			2,800,000.00	1,400,000.00		7/1/2011	1,192,298.73	207,701.27				
									-207,701.27	-207,701.27	-207,701.27			-415,402.54	-207,701.27			0.00	-207,701.27	Transferred to ANS79 (311)			
			41707719401	ANS79		South Channel Access Dredging		FY 08/09	400,000.00	400,000.00	400,000.00			800,000.00	400,000.00	12/8/2004		400,000.00	0.00				
						Supplemental		FY 09/10	950,000.00	950,000.00	950,000.00			1,900,000.00	950,000.00			950,000.00	0.00				
						Supplemental		FY 09/10		207,701.00	207,701.00			415,402.00	207,701.00			207,701.00	0.00	Transferred from AO819 (311)			Prior year funds FY 08/09
						Supplemental		FY10/11	750,000.00	750,000.00	750,000.00			1,500,000.00	750,000.00			750,000.00	0.00				
						Supplemental		FY 11/12	2,000,000.00	2,000,000.00	2,000,000.00		PORB	4,000,000.00	2,000,000.00		7/1/2013		2,000,000.00				
			42259019401	AQ416		Cold Storage Warehouse		FY 11/12	330,207.00	330,207.00	330,207.00			660,414.00	330,207.00	12/17/2010		0.00	330,207.00				
						Supplemental		FY 11/12	\$1,000,000	\$1,000,000	1,000,000.00			2,000,000.00	1,000,000.00		7/1/2016	0.00	1,000,000.00				
						Supplemental		FY 12/13	\$425,000		425,000.00												
TOTAL D-1									11,997,505.73	11,780,206.73	12,205,206.73	0.00		23,560,413.46	11,780,206.73			8,449,999.73	3,330,207.00		0.00	0.00	0.00
2	Port Fernandina	022020227	41259419401	AM741		Increased Port Security - Operational		FY 02/03	48,500.00	48,500.00	48,500.00			97,000.00	48,500.00	10/4/2002	12/31/2005	48,500.00	0.00	50/50			
			41259429401	AM896		Security Infrastructure Projects		FY 02/03	100,000.00	100,000.00	10,000.00			110,000.00	100,000.00	10/17/2002		100,000.00	0.00	90/10			
						Supplemental #1		FY 03/04	250,000.00	250,000.00	25,000.00			275,000.00	250,000.00		9/30/2008	220,399.07	29,600.93				
						Transferred to APB98 Jax-GM)			-29,600.93	-29,600.93				-59,201.86	-29,600.93			-29,600.93		Transferred to APB98 Jax-GM)			
			41060319401	AL275		Pier Rehab & Improvement		FY 01/02	125,000.00	125,000.00	125,000.00			250,000.00	125,000.00	12/7/2001		125,000.00	0.00	50/50			
						Supplemental #1		FY 02/03	100,000.00	100,000.00	100,000.00			200,000.00	100,000.00			100,000.00	0.00	50/50			
						Supplemental #2		FY 04/05	375,000.00	375,000.00	375,000.00			750,000.00	375,000.00		11/30/2006	375,000.00	0.00	match			
			41259439401	AO743	2005	Drainage & Repair of a Dry Warehouse		FY 05/06	250,000.00	250,000.00	250,000.00			500,000.00	250,000.00	10/25/2005	8/31/2008	250,000.00	0.00				
		022020227	41259449401	AOL35		On Port Infrastructure Design, Rehab & Repair Container Yard		FY 06/07	150,000.00	150,000.00	150,000.00			300,000.00	150,000.00	10/20/2006		150,000.00	0.00				
						Supplemental		FY 07/08	225,000.00	225,000.00	225,000.00			450,000.00	225,000.00			216,844.04	8,155.96				
						Supplemental		FY09/10	350,000.00	350,000.00	350,000.00			700,000.00	350,000.00		9/30/2012	281,802.99	\$68,197.01				
		022020229	41259459401	AOX73		Warehouse Rehab		FY 07/08	125,000.00	125,000.00	125,000.00			250,000.00	125,000.00	10/25/2007		125,000.00	\$0.00				
						Supplemental		FY 08/09	135,000.00	135,000.00	135,000.00			270,000.00	135,000.00		12/31/2010	135,000.00	\$0.00				
			42589719401	AQ335		Future Warehouse Improvements		FY 10/11	150,000.00	150,000.00	150,000.00			300,000.00	150,000.00	12/22/2010	3/31/2013	0.00	\$150,000.00				
			42589719401	AQD84		Future Warehouse Improvements		FY 11/12	200,000.00	200,000.00	200,000.00			400,000.00	200,000.00	9/5/2011	12/31/2012	0.00	\$200,000.00				
			43176619401			Pier Extension		FY 12/13	1,250,000.00		1,250,000.00												
								FY 12/13	175,000.00		175,000.00		PORB										
Total Port Fernandina									4,103,899.07	2,678,899.07	3,818,500.00	0.00		5,042,798.14	2,678,899.07			2,252,546.10	426,352.97		0.00	0.00	0.00
2	Port Jacksonville	022020227	41264819401	AL070		Upgrade Access Control for Blount Island				600,000.00		600,000.00	TOPS	600,000.00	600,000.00	10/26/2001	10/31/2004	600,000.00	0.00				
						Supplemental #1		FY02/03	1,100,000.00	1,100,000.00	1,100,000.00			2,200,000.00	1,100,000.00			1,100,000.00	0.00				
						Operational Cost		FY03/04	1,400,000.00	1,400,000.00	1,400,000.00			2,800,000.00	1,400,000.00			1,400,000.00	0.00				
						Construct Dry Bulk Conveyor System-Phase 2		FY04/05	2,500,000.00	2,500,000.00	2,500,000.00			5,000,000.00	2,500,000.00	2/11/2005	10/31/2008	2,500,000.00	0.00				
			41264829401	AO744	2005	Berth 3 Construction		FY 05/06	3,350,000.00	3,350,000.00	3,350,000.00			6,700,000.00	3,350,000.00	10/25/2005	12/31/2008	3,279,677.60	70,322.40				
						Moved to APB99			-70,322.40	-70,322.40	-70,322.40			-140,644.80	-70,322.40			0.00	-70,322.40	Transferred to APB99-(311)			70,322.40
			41264839401	AQJ26		Construction Berth #3 @ Toyota Dock		FY 06/07	2,100,000.00	2,100,000.00	2,100,000.00			4,200,000.00	2,100,000.00	11/3/2006	7/31/2009	2,100,000.00	0.00				
			41264849401	AOX82		Infrastructure Improvements		FY 07/08	2,300,000.00	2,300,000.00	2,300,000.00			4,600,000.00	2,300,000.00	10/15/2007		2,300,000.00	0.00				
		022020229	41264849401	APB99		Portwide Dredging		FY 08/09	2,125,000.00	2,125,000.00	2,125,000.00			4,250,000.00	2,125,000.00	12/16/2008		2,125,000.00	0.00				
						Supplemental		FY 09/10	2,800,000.00	2,800,000.00	2,800,000.00			5,600,000.00	2,800,000.00			2,537,019.59	262,980.41				
						Moved from AO744		FY 09/10	70,322.00	70,322.00	70,322.00			140,644.00	70,322.00		3/31/2013	70,322.00	0.00	Transferred from AO744 (311)			70,322.40
			41264849401	AQ336		Port Development Project		FY 10/11	1,900,000.00	1,900,000.00	1,900,000.00			3,800,000.00	1,900,000.00	11/1/2010	3/31/2013	806,042.06	1,093,957.94				
			41264889401	AQD85		Blount Island & Talleyrand Terminal		FY 11/12	2,687,500.00	2,687,500.00	779,167.00			3,466,667.00	2,687,500.00	9/5/2011		2,152,590.00	534,910.00				
						Supplemental		FY 11/12	1,865,295.00	1,865,295.00	1,865,295.00			3,730,590.00	1,865,295.00				1,865,295.00				
			43145719401			Talleyrand Marine Terminal Wharf		FY 12/13	1,990,000.00	1,990,000.00			PORB	1,990,000.00	1,990,000.00		12/31/2012		1,990,000.00				
								FY 12/13	559,001.00				PORT DPTO PORT PORB DPTO										
Total Port Jacksonville									26,676,795.60	26,717,794.60	22,219,461.60	600,000.00		48,937,256.20	26,717,794.60			20,970,651.25	5,747,143.35		0.00	0.00	0.00
TOTAL D-2									30,780,694.67	29,396,693.67	26,037,961.60	600,000.00		53,980,054.34	29,396,693.67			23,223,197.35	6,173,496.32		0.00	0.00	0.00

FDOT District	Ports	Seaport Cost Center	Financial Management Number (FM)	Contract Number	FSTED Program Project Number	Description	FSTED Council Allocation Date	FSTED Council Allocation FY	FSTED Council Allocation	FDOT Work Program Amount	Port Match	Other Funding Amount	Source(s)	FDOT Record of Allocation	Total FSTED Program Funds	Contract Execution Date	Contract Expiration Date	Total Reimbursed by FDOT	Remaining Balance	Comments	Roll Forward Funds Contract	Roll Forward Funds (Prior year)	Prior-Prior Funds (several years)
3	Port Pensacola	032020327	41496219401	AN404		Warehouse Improvement		FY 02/03	119,338.00	119,338.00	119,338.00			238,676.00	119,104.20	2/11/2003	12/31/2004	119,104.20	0.00	Rolled forward from prior year		<del>\$233.80</del>	
			41701419401	ANT78		Warehouse & Berth Improvement		FY 04/05	250,000.00	250,000.00	250,000.00			500,000.00	250,000.00	12/20/2004		250,000.00	0.00				
						Hurricane Ivan		FY 04/05	360,000.00	360,000.00	360,000.00			720,000.00	360,000.00		7/31/2007	360,000.00	0.00	Transferred from St Pete AI528 (311)			
			40568429401	AL607		Bulkheading Phase 1 Element 2		FY 01/02	1,200,000.00	1,176,911.80	1,176,911.80			2,353,823.60	1,200,000.00	3/4/2002	3/31/2005	1,188,455.90	11,544.10				
						Transferred to APG09			-11,544.10	-11,544.10	-11,544.10			-23,088.20	-11,544.10			-11,544.10		Transferred to APG09-(311)		<del>\$11,544.10</del>	
			41844019401	AOB76	2005	Harborside/Waterside		FY 05/06	250,000.00	250,000.00	250,000.00			500,000.00	250,000.00	2/28/2006	6/30/2008	250,000.00	0.00				
		032020329	42031919401	AON45		Berth 13 Bulkhead		FY 06/07	250,000.00	250,000.00	250,000.00			500,000.00	250,000.00	12/6/2006	12/31/2008	250,000.00	0.00				
			42235419401	AP127		Emergency dredging & warehouse improvement		FY 07/08	250,000.00	250,000.00	250,000.00			500,000.00	250,000.00	1/23/2008		26,974.00	223,026.00				
						Supplemental		FY 11/12	5,783.00	5,783.00				5,783.00	5,783.00		1/31/2013		5,783.00	Transferred from St Pete AI528			
			42315129401	APG09		Freezer Expansion		FY 08/09	275,000.00	275,000.00	275,000.00			550,000.00	275,000.00	3/17/2009		275,000.00	0.00				
						Supplemental		FY 08/09	11,545.00	11,545.00	11,545.00			23,090.00	11,545.00			11,545.00	0.00	Transferred from AL607(311)		<del>-11,544.00</del>	
						Supplemental		FY 08/09	400,000.00	400,000.00	400,000.00			800,000.00	400,000.00		11/30/2013	400,000.00	0.00	Transferred from Port Panama (APD39)(311)			
			42315139401	APM62		Warehouse & Freezer Expansion		FY 09/10	300,000.00	300,000.00	300,000.00			600,000.00	300,000.00	8/11/2009	7/31/2014	300,000.00	0.00				
			42315149401	AQ782		Port Infrastructure		FY 10/11	230,000.00	230,000.00	230,000.00			460,000.00	230,000.00	3/9/2011			230,000.00				
									-155,000.00	-155,000.00	-155,000.00			-310,000.00	-155,000.00		3/31/2015		-155,000.00	Transferred to Port Panama AQ645 (311)			
			42315169401			Berth 6 Rehab		FY 12/13	1,950,000.00		650,000.00		Port/Portb										
Total Port Pensacola									5,685,121.90	3,712,033.70	4,356,250.70			7,418,284.40	3,734,888.10			3,431,079.10	303,809.00		0.00	0.00	0.00
3	Port Panama City	032020327	41074219401	AK513		Underground Utilities/Port Lighting		FY 99/00	12,000.00	12,000.00	12,000.00			24,000.00	12,000.00	8/10/2001		12,000.00	0.00				
						Supplemental		FY 00/01	400,000.00	400,000.00	400,000.00			800,000.00	400,000.00	8/10/2001		400,000.00	0.00				
						Supplemental		FY 02/03	200,000.00	200,000.00	200,000.00			400,000.00	200,000.00		2/9/2004	200,000.00	0.00				
			41701549401	ANV87		Warehouse Expansion		FY 04/05	475,000.00	475,000.00	475,000.00			950,000.00	475,000.00	2/7/2005	6/30/2006	475,000.00	0.00				
			41701519401	ANZ12		Mobile Harbor Cranes		FY 04/05	1,025,000.00	1,025,000.00	1,025,000.00			2,050,000.00	1,025,000.00	4/5/2005	6/30/2006	1,024,999.20	0.80				
									-0.80	-0.80	-0.80			-1.60	-0.80				-0.80				
			41701539401	AOD04	2005	Bulk Warehouse-relocate midwestern pipe conveyor		FY 05/06	1,000,000.00	1,000,000.00	1,000,000.00			2,000,000.00	1,000,000.00	3/27/2006	3/31/2011	1,000,000.00	0.00				
	Port Panama City	032020329	42031819401	AOP39		Bulk Warehouse Phase II Container Yard Expansion		FY 06/07	1,300,000.00	1,300,000.00	1,300,000.00			2,600,000.00	1,300,000.00	2/8/2007	6/30/2012	1,300,000.00	0.00				
			42235319401	AP369		Mobile Ship Loader & Relocate Gear Shops		FY 07/08	500,000.00	500,000.00	500,000.00			1,000,000.00	500,000.00	4/1/2008	3/31/2013	500,000.00	0.00				
			42235519401	APD39		Bulkhead & Dock Repair		FY 08/09	700,000.00	700,000.00	700,000.00			1,400,000.00	700,000.00			300,000.00	400,000.00				
						Transferred to Pensacola APG09			-400,000.00	-400,000.00	-400,000.00			-800,000.00	-400,000.00	11/20/2008	11/30/2013	0.00	-400,000.00	Transferred to Pensacola APG09			
			42235529401	APL69		Refurbish Bulk Head		FY 09/10	700,000.00	700,000.00	700,000.00			1,400,000.00	700,000.00	7/24/2009		700,000.00	0.00				
						Supplemental		FY 09/10	450,000.00	450,000.00	450,000.00			900,000.00	450,000.00		6/30/2014	450,000.00	0.00	450K Dot supplement			
			42235719401	AQ075		Port Infrastructure		FY 10/11	500,000.00	500,000.00	500,000.00			1,000,000.00	500,000.00	8/11/2010	8/31/2015	472,234.84	27,765.16				
			42059049401	AQ228		Seaport Hub		FY 10/11	80,000.00	80,000.00	80,000.00			160,000.00	80,000.00	9/23/2010	9/30/2015	80,000.00	0.00				
			42836439401	AQ645		Mobile Harbor Crane		FY 10/11	155,000.00	155,000.00	155,000.00			310,000.00	155,000.00	1/13/2011		155,000.00	0.00	Transferred from Pensacola AQ782			
								FY 10/11	120,000.00	120,000.00	120,000.00			240,000.00	120,000.00		1/31/2016	120,000.00	0.00	Transferred from Port St Joe			
			42235819401	AQC53		Port Panama City Port Infrastructure		FY 11/12	750,000.00	750,000.00	750,000.00			1,500,000.00	750,000.00	7/7/2011	7/31/2016	750,000.00	0.00				
			42836449401			Distribution Warehouse		FY 12/13	1,000,000.00		1,000,000.00												
			42836459401			Container Yard Expansion Phase II		FY 12/13	525,000.00		525,000.00		Port/Portb										
Total Panama City									8,966,999.20	7,966,999.20	8,966,999.20			15,933,998.40	7,966,999.20			7,939,234.04	27,765.16		0.00	0.00	0.00
3	Port St Joe	032020327	41711819401	ANT25		Modification to Storage & Automobile Import Operations		FY 04/05	575,000.00	575,000.00	575,000.00			1,150,000.00	575,000.00	12/30/2004	2/28/2006	0.00	575,000.00				
						Funds given to Palm Beach ANU92			-575,000.00	-575,000.00	-575,000.00			-1,150,000.00	-575,000.00				-575,000.00	Transferred to Palm Beach ANU92 (311)			
			41074315401	AJ866		Automobile Storage; Land Purchase (Scope to be changed)		FY 00/01	2,000,000.00	2,000,000.00	2,000,000.00			4,000,000.00	2,000,000.00	2/26/2001	6/30/2007	2,000,000.00	0.00				
			42032019401	AOH67		Land Purchase		FY 06/07	850,000.00	850,000.00	575,000.00			1,425,000.00	850,000.00	7/20/2006	6/30/2011	850,000.00	0.00	Local overmatched by previous expenditures			
		032020329	42294149401	AP821		Bulkheading & Upland Improvement																	

Port St Joe needed \$80K in FY09/10. Canaveral loan them DPTO funds and back. PSJ only had portt funds, so PC gave Canaveral \$80K DPTO FUNDS AND psj PAID Panama back in FY 10/11.

\$155K from Pensacola and \$120K from PSJ FY 10/11

FDOT District	Ports	Seaport Cost Center	Financial Management Number (FM)	Contract Number	FSTED Program Project Number	Description	FSTED Council Allocation Date	FSTED Council Allocation FY	FSTED Council Allocation	FDOT Work Program Amount	Port Match	Other Funding Amount	Source(s)	FDOT Record of Allocation	Total FSTED Program Funds	Contract Execution Date	Contract Expiration Date	Total Reimbursed by FDOT	Remaining Balance	Comments	Roll Forward Funds Contract	Roll Forward Funds (Prior year)	Prior-Prior Funds (several years)
4	Port Everglades	042010427	40755615401	AI531		STAR		FY 00/01	200,000.00	200,000.00					200,000.00	6/9/2000	12/31/2005	200,000.00	0.00				
			40755619401			STAR Terminated		FY 01/02	100,000.00	100,000.00					100,000.00	6/9/2000	12/31/2006	0.00	100,000.00	Terminated			
			41144819401	AN510		Loading Bridges Replacement		FY 02/03	679,998.00	679,998.00	679,998.00			1,359,996.00	679,998.00	5/14/2003	3/31/2005	679,998.00	0.00				
			41539818401	ANF02		Operational Security Costs		FY 03/04	1,550,000.00	1,550,000.00	1,550,000.00			3,100,000.00	1,550,000.00	11/19/2003	12/31/2004	1,550,000.00	0.00				
		042010429	41687419401	ANT51		Pre Qual Expansion Terminal 2 Baggage		FY 04/05	1,000,000.00	1,000,000.00	1,000,000.00			2,000,000.00	1,000,000.00	9/16/2004	9/30/2006	1,000,000.00	0.00				
			41825219401	AO823	2005	Southport Phase VIII Container Yard		FY 05/06	2,100,000.00	2,100,000.00	2,100,000.00			4,200,000.00	2,100,000.00	11/15/2005	1/31/2011	215,786.09	1,884,213.91	\$430,959 will be transferred to McIntosh Road AQB04 OR Invoiced (\$3,254.91)			
									-1,450,000.00	-1,450,000.00	-1,450,000.00			2,900,000.00	-1,450,000.00				-1,450,000.00	Transferred to AQB04 (GM)			
									-434,213.91	-434,213.91	-434,213.91			-434,213.91	-434,213.91				-434,213.91	Transferred to AQB04 (GM)& SPTN			
			42054919401	AOI59		High Wind Bollards Supplemental		FY 06/07	1,050,000.00	1,050,000.00	1,050,000.00			2,100,000.00	1,050,000.00	7/31/2006		1,050,000.00	0.00				
								FY 07/08	2,300,000.00	2,300,000.00	2,300,000.00			4,600,000.00	2,300,000.00		6/30/2010	227,240.59	2,072,759.41				
									-1,946,594.00	-1,946,594.00	-1,946,594.00			-3,893,188.00	-1,946,594.00				-1,946,594.00	Transferred to Cruise Terminal 18 AP024			
									-126,165.41	-126,165.41	-126,165.41			-252,330.82	-126,165.41				-126,165.41	Transferred to Midport Crane AOI60			
			42055019401	AOI60		Midport Crane Supplemental		FY 06/07	1,050,000.00	1,050,000.00	1,050,000.00			2,100,000.00	1,050,000.00	7/31/2006		1,050,000.00	0.00				
								FY 09/10	300,000.00	300,000.00	0.00			300,000.00	300,000.00			300,000.00	0.00	Transferred from APL34			
								FY 09/10	329,430.00	329,430.00	0.00	DDR/DPTO/DS/F		329,430.00	329,430.00			329,430.00	0.00				
								FY 09/10	26,593.00	26,593.00	0.00			26,593.00	26,593.00		12/31/2012	26,593.00	0.00				
								FY 10/11	126,165.00	126,165.00	0.00			126,165.00	126,165.00			126,165.00	0.00	Transferred from AOI59			
			42309119401	AP024		Cruise Terminal 18 Supplemental		FY 08/09	2,125,000.00	2,125,000.00	2,125,000.00			4,250,000.00	2,125,000.00		12/31/2009	2,125,000.00	0.00				
								FY 08/09	1,946,594.00	1,946,594.00	1,946,594.00			3,893,188.00	1,946,594.00			1,946,594.00	0.00	Transferred from High Wind Bollard AOI59			
			42589919401	APL34		Berth 33 Bulkhead Repair		FY 09/10	2,800,000.00	2,800,000.00	2,800,000.00	DDR/DPTO/DS/F		5,600,000.00	2,800,000.00	7/27/2009	7/1/2012	1,200,000.00	1,600,000.00	\$1.3M transferred to AQ025			
									-300,000.00	-300,000.00	-300,000.00			-600,000.00	-300,000.00				-300,000.00	Transferred to AOI60			
									-1,300,000.00	-1,300,000.00	-1,300,000.00			-2,600,000.00	-1,300,000.00				-1,300,000.00	Transferred to AQ025			
			42590119401	AQ025		Expand Cruise Terminal 19		FY 10/11	1,900,000.00	1,900,000.00	1,900,000.00			3,800,000.00	1,900,000.00	8/27/2010		509,420.99	1,390,579.01				
								FY 10/11	-126,165.00	-126,165.00	-126,195.00			-252,330.00	-126,165.00				-126,165.00				
						Supplemental		FY 11/12	126,165.00	126,165.00	126,165.00			252,330.00	126,165.00				126,165.00	Funds repaid in Yr 12			
								FY 11/12	3,020,000.00	3,020,000.00	3,020,000.00	PORB		6,040,000.00	3,020,000.00			2,612,887.53	407,112.47				
						Supplemental		FY 11/12	1,300,000.00	1,300,000.00	1,300,000.00			2,600,000.00	1,300,000.00				1,300,000.00	Transferred from APL34			
			42597019401	AQ025		Cruise Terminal Expansion 2,19,21,26		FY 11/12	2,687,500.00	2,687,500.00	2,687,500.00			5,375,000.00	2,687,500.00		12/31/2014	2,687,500.00	0.00				
								FY 12/13	1,100,000.00		1,100,000.00												
Total Port Everglades									22,034,306.68	20,934,306.68	21,052,088.68			46,920,639.27	20,934,306.68			17,836,615.20	3,097,691.48	0.00	0.00	0.00	0.00
4	Port Palm Beach	042010429	41702819401	ANU92		Main Gate Expansion		FY 04/05	425,000.00	425,000.00	143,750.00			568,750.00	425,000.00	1/24/2005		425,000.00	0.00	75/25 with 10% port funds required			
						Security Unencumbered 9/07		FY 04/05	575,000.00	575,000.00	106,250.00			681,250.00	575,000.00	6/14/2005	6/30/2007	564,922.51	10,077.49	Transferred from Port St Joe ANT25			
									-10,077.49	-10,077.49	-10,077.49			-20,154.98	-10,077.49				-10,077.49			10,077.49	
			41702719401	ANU93		Slip #3 Development		FY 06/07	800,000.00	800,000.00	800,000.00			1,600,000.00	800,000.00		12/31/2014	22,071.01	777,928.99				
									-777,928.99	-777,928.99	-777,928.99			-1,555,857.98	-777,928.99				-777,928.99	Transferred to AQ829 FY 12/13			
			41539918401	AND88		Security Operations		FY 03/04	300,000.00	300,000.00	300,000.00			600,000.00	300,000.00	9/11/2003	7/21/2005	300,000.00	0.00				
			41825119401	AO483	2005	Harborside/Waterside Dredging Survey & Channel Modification		FY 05/06	1,000,000.00	1,000,000.00	1,000,000.00			2,000,000.00	1,000,000.00	7/19/2005	12/31/2013	\$408,551.69	591,448.31				
									-500,000.00	-500,000.00	-500,000.00			-1,000,000.00	-500,000.00				-500,000.00	Transferred to AQ829 (311)			
			42282719401	AQ829		Slip #3 Redevelopment Supplemental		FY 11/12	500,000.00	500,000.00	500,000.00			1,000,000.00	500,000.00	4/1/2011		145,138.02	354,861.98	Transferred from AO483-(311) Yr 11/12			
								FY 12/13	2,277,929.00	2,277,929.00	2,277,929.00		Port/Porb	2,277,929.00	2,277,929.00		12/31/2015		2,277,929.00	777,929 Transferred from ANU93 Yr 13			
Total Port Palm Beach									4,589,922.52	2,311,993.52	3,839,922.52			6,151,916.04	4,589,922.52			1,865,683.23	2,724,239.29				
4	Port Ft Pierce	042010429	41508619401	ANC00		Land Acquisition & Planning Study		FY 02/03	472,000.00	472,000.00	472,000.00			944,000.00	472,000.00	9/11/2003	9/10/2008	332,700.69	139,299.31				
						Transferred to APQ24 SCD			-139,299.31	-139,299.31	-139,299.31			-278,598.62	-139,299.31			-139,299.31	-139,299.31	Transferred to APQ24 (SCD)			
			41545019401	AND42		Pre-Qualified for Restoration of Taylor Creek		FY 04/05	1,750,000.00	1,750,000.00	1,750,000.00			3,500,000.00	1,750,000.00	10/7/2003	9/30/2008	1,434,396.03	315,603.97				
						Transferred to APQ24 SCD			-315,603.97	-315,603.97	-315,603.97			-631,207.94	-315,603.97				-315,603.97	Transfer to APQ24 (SCD)			
			42590019401	APQ25		Taylor Creek Improvement		FY 09/10	\$760,000.00	760,000.00	760,000.00			1,520,000.00	760,000.00	1/5/2010	12/31/2013	41,975.00	718,025.00				
Total Port Ft Pierce									2,527,096.72	2,527,096.72	2,527,096.72	0.00		5,054,193.44	2,527,096.72			1,669,772.41	718,025.00		0.00	0.00	0.00
TOTAL D-4									29,151,325.92	25,773,396.92	27,419,107.92	0.00		58,126,748.75	28,051,325.92			21,372,070.84	6,539,955.77		0.00	0.00	0.00
5	Port Canaveral	052000531	41259719401	AN033		Operational Security Costs Associated w/measures in Accordance w/HB811		FY 02/03	500,000.00	500,000.00	500,000.00			1,000,000.00	500,000.00	11/14/2002		500,000.00	0.00				
						Supplemental #1		FY 03/04	450,000.00	450,000.00	450,000.00			900,000.00	450,000.00		6/1/2005	450,000.00	0.00				
			41089815401	AJ911		Portions of Phase 1, 2, 3 of Repairs to North and South Cargo Piers and Associated Bulkheads		FY 00/01	1,000,000.00	1,000,000.00	1,000,000.00			2,000,000.00	1,000,000.00	3/13/2001		0.00					
						Reduced by \$600,000		FY 04/05	-600,000.00	-600,000.00	-600,000.00			-1,200,000.00	-600,000.00	2/11/2002	6/30/2006	400,000.00	0.00				
			41089819401			Supplemental		FY 04/05	900,000.00	900,000.00	900,000.00			1,800,000.00	900,000.00	12/19/2004	6/30/2006	900,000.00	0.00				

FDOT District	Ports	Seaport Cost Center	Financial Management Number (FM)	Contract Number	FSTED Program Project Number	Description	FSTED Council Allocation Date	FSTED Council Allocation FY	FSTED Council Allocation	FDOT Work Program Amount	Port Match	Other Funding Amount	Source(s)	FDOT Record of Allocation	Total FSTED Program Funds	Contract Execution Date	Contract Expiration Date	Total Reimbursed by FDOT	Remaining Balance	Comments	Roll Forward Funds Contract	Roll Forward Funds (Prior year)	Prior-Prior Funds (several years)
			41830419401	AO591	2005	Portions of Phase 1, 2, 3 of Repairs to North and South Cargo Piers and Associated Bulkheads		FY 05/06	1,500,000.00	1,500,000.00	1,500,000.00			3,000,000.00	1,500,000.00	9/1/2005	6/1/2007	1,500,000.00	0.00				
			42031719401	AOH43		Maintenance & Dredging South Jetty Deposition Basin		FY 06/07	1,000,000.00	1,000,000.00	1,000,000.00			2,000,000.00	1,000,000.00	7/13/2006	6/1/2008	1,000,000.00	0.00				
			42254519401	AOX63		Cruise Terminal		FY 07/08	1,800,000.00	1,800,000.00	1,800,000.00			3,600,000.00	1,800,000.00	10/1/2007	10/1/2012	1,790,714.27	9,285.73				
			42384119401	APE36		Cruise Terminal 10 Improvements		FY 08/09	1,800,000.00	1,800,000.00	1,800,000.00			3,600,000.00	1,800,000.00	12/30/2008	6/1/2013	1,700,808.19	99,191.81				
			42253319401	APU24		Maintenance Dredging		FY 09/10	2,000,000.00	2,000,000.00	2,000,000.00			4,000,000.00	2,000,000.00	1/29/2010		66,759.70	1,933,240.30				
						Transferred from AO967 SIS		FY 09/10	1,600,000.00	1,600,000.00	1,600,000.00		DS	3,200,000.00	1,600,000.00			53,407.76	1,546,592.24	Transferred from AO967 (SIS)			
						Supplement 1 Northside Development		FY 10/11	1,600,000.00	1,600,000.00	1,600,000.00			3,200,000.00	1,600,000.00		6/1/2013		1,600,000.00				
			42590219401	AQI77		Future Mega Cruise Ship Terminal		FY 11/12	1,350,000.00	1,350,000.00	1,350,000.00			2,700,000.00	1,350,000.00	11/23/2011	2/1/2013	0.00	1,350,000.00				
			43176819401	AQN37		Container North Cargo 5 & 6 Supplemental		FY 11/12 FY 12/13	700,000.00 2,415,000.00	700,000.00	700,000.00 2,415,000.00		PORB Port/DPTO/Parb	1,400,000.00	700,000.00	5/21/2012	6/1/2013		700,000.00				
Total Port Canaveral									18,015,000.00	15,600,000.00	18,015,000.00			31,200,000.00	15,600,000.00			8,361,689.92	7,238,310.08		0.00	0.00	0.00
TOTAL D-5									18,015,000.00	15,600,000.00	18,015,000.00			31,200,000.00	15,600,000.00			8,361,689.92	7,238,310.08		0.00	0.00	0.00
6	Port Key West	062020629	41368319401	AM950		Security Cost Capital Improvements		FY 02/03	128,000.00	128,000.00	128,000.00			256,000.00	128,000.00	6/17/2003		128,000.00	0.00				
						Supplemental #1		FY 02/03	54,531.00	54,531.00	54,531.00			109,062.00	54,531.00			54,531.00	0.00				
						Supplemental #2		FY 04/05	300,000.00	300,000.00	300,000.00			600,000.00	300,000.00		9/30/2006	122,187.97	177,812.03				
						Moved to AOJ04			-177,812.03	-177,812.03	-177,812.03			-355,624.06	-177,812.03				-177,812.03	Transferred to AOJ04			
			41368318401	AM951		Facility Security		FY 02/03	195,469.00	195,469.00	195,469.00			390,938.00	195,469.00	4/18/2003	9/30/2004	195,469.00	0.00				
			41540519401	ANS44		Mallory Square Dock Repairs & Modification		FY 03/04	600,000.00	600,000.00	600,000.00			1,200,000.00	600,000.00	12/14/2004		600,000.00	0.00				
						Supplemental		FY 07/08	1,150,000.00 -114,029.77	1,150,000.00 -114,029.77	1,150,000.00 -114,029.77			2,300,000.00 -228,059.54	1,150,000.00 -114,029.77		6/30/2010	1,035,970.23	114,029.77 -114,029.77	Transferred to Port Miami FY 11/12 AQ528			
			42053519401	AOJ04		Mallory Dock Project		FY 06/07	177,812.00 -106,734.20	177,812.00 -106,734.20	177,812.00 -106,734.20			355,624.00 -213,468.40	177,812.00 -106,734.20	11/27/2006	12/30/2010	71,077.80	106,734.20 -106,734.20	Received from AM950 Transferred to Port St Joe AP821 FY 11/12			
Total Key West									2,207,236.00	2,207,236.00	2,207,236.00			4,414,472.00	2,207,236.00			2,207,236.00	0.00		0.00	0.00	0.00
6	Port Miami	062020627	40842115401	AI383		Container Gantry Cranes		FY 99/00	2,500,000.00	2,500,000.00	2,500,000.00			5,000,000.00	2,500,000.00	4/27/2000		2,500,000.00	0.00				
			40842115402			Supplemental #1		FY 00/01	1,575,000.00	1,575,000.00	1,575,000.00			3,150,000.00	1,575,000.00			1,575,000.00	0.00				
			40842119401			Supplemental #2		FY 03/04	200,000.00	200,000.00	200,000.00			400,000.00	200,000.00		9/29/2006	200,000.00	0.00				
		062020629	40602329401	AM278		STAR		FY 02/03	100,000.00	100,000.00					100,000.00	9/18/2002	6/30/2008	100,000.00	0.00				
			41697119401	ANT37	2003-14PR	New Terminal D & E		FY 04/05	2,250,000.00	2,250,000.00	2,250,000.00			4,500,000.00	2,250,000.00	12/6/2004	6/30/2006	2,250,000.00	0.00				
			25445215401	AB599		Port Dredging #2		FY 94/95	3,700,000.00	3,700,000.00	1,850,000.00			5,550,000.00	3,700,000.00	4/5/1995		3,700,000.00	0.00				
						Supplemental #1		FY95/96	3,030,000.00	3,030,000.00	1,515,000.00			4,545,000.00	3,030,000.00			3,030,000.00	0.00				
						Supplemental #2		FY 96/97	2,000,000.00	2,000,000.00	1,000,000.00			3,000,000.00	2,000,000.00		6/30/2006	2,000,000.00	0.00	\$1,184,593.68 in reverse escrow			
			40390515401	AG518	99-02RP	High Profile Crane		FY 98-99	900,000.00	900,000.00	900,000.00			1,800,000.00	900,000.00	2/22/1999	1/31/2006	900,000.00	0.00				
			41259019401	AM202		Port Security Operational Costs		FY 02/03	2,168,000.00	2,168,000.00	2,168,000.00			4,336,000.00	2,168,000.00	9/11/2002	12/31/2004	2,168,000.00	0.00				
						Supplemental #1		FY 03/04	1,750,000.00	1,750,000.00	1,750,000.00			3,500,000.00	1,750,000.00		12/31/2004	1,750,000.00	0.00				
			41830819401	AO508	2005	Container Yard Improvements		FY 05/06	2,100,000.00	2,100,000.00	2,100,000.00			4,200,000.00	2,100,000.00	8/15/2005		2,100,000.00	0.00				
			42053319401			Supplemental #1		FY 06/07	500,000.00	500,000.00	500,000.00			1,000,000.00	500,000.00			500,000.00	0.00				
			42053419401			Supplemental #2		FY06/07	2,000,000.00	2,000,000.00	2,000,000.00			4,000,000.00	2,000,000.00			2,000,000.00	0.00				
			42053419401			Supplemental #3		FY 09/10	1,184,594.00	1,184,594.00	1,184,594.00			2,369,188.00	1,184,594.00			1,184,594.00	0.00	\$1,184,594 reserve escrow AB599			
			42053419402			Supplemental #4		FY 09/10	2,115,406.00	2,115,406.00	2,115,406.00			4,230,812.00	2,115,406.00			2,115,406.00	0.00				
			42053419402	AQ528		Cargo Container Yard & Wharf Improvements		FY 10/11	1,900,000.00	1,900,000.00	1,900,000.00			3,800,000.00	1,900,000.00	12/2/2010	6/30/2013	1,900,000.00	0.00				
			42053419402	AQH99		Supplemental		FY 11/12	1,687,530.00	1,687,530.00	1,687,530.00			3,375,060.00	1,687,530.00	12/14/2011	6/30/2014	1,687,530.00	0.00				
			42364419401	AP136		Construct Parking Garage D		FY 07/08	100,000.00	100,000.00	100,000.00			200,000.00	100,000.00	3/6/2008		100,000.00	0.00				
						Supplemental #1		FY 08/09	2,200,000.00	2,200,000.00	2,200,000.00			4,400,000.00	2,200,000.00			2,200,000.00	0.00				
						Supplemental #2		FY 08/09	2,125,000.00	2,125,000.00	2,125,000.00			4,250,000.00	2,125,000.00		6/30/2010	2,125,000.00	0.00				
			43112619401	AQH82		Post Panamax Cranes		FY 11/12	2,880,000.00	2,880,000.00	1,374,189.00		PORB	4,254,189.00	2,880,000.00	10/25/2011		0.00	2,880,000.00				
						Supplement		FY 12/13	1,055,000.00	1,055,000.00	1,055,000.00			2,110,000.00	1,055,000.00		6/30/2016		1,055,000.00				
Total Port Miami									40,020,530.00	40,020,530.00	34,049,719.00	0.00		73,970,249.00	40,020,530.00			36,085,530.00	3,935,000.00		0.00	0.00	0.00
TOTAL D-6									42,227,766.00	42,227,766.00	36,256,955.00	0.00		78,384,721.00	42,227,766.00			38,292,766.00	3,935,000.00		0.00	0.00	0.00



FDOT District	Ports	Seaport Cost Center	Financial Management Number (FM)	Contract Number	Program Project Number	Description	Allocation Date	Allocation FY	FSTED Council Allocation	FDOT Work Program Amount	Local Match	Port	Other Funding Amount	Source(s)	FDOT Record of Allocation	Total Authorized Program Funds	Contract Execution Date	Contract Expiration Date	Total Reimbursed by FDOT	Remaining Balance	Port Comments	Boxed Funds (not assigned)	Roll Forward Funds (Prior year)	Prior-Prior Funds (several years)	
1	Port Manatee	012020129	41707719401	ANS79	SIS	Dredge Berth 12 Channel Supplemental	10/14/2004	FY 04/05 FY 05/06		1,250,000.00 3,881,000.00	625,000.00 1,255,618.00				1,875,000.00 5,136,618.00	1,250,000.00 3,881,000.00	12/8/2004		1,250,000.00 3,881,000.00	0.00 0.00		0.00	0.00	0.00	
			41707719403	AOE08		Supplemental #4		FY 10/11		4,725,000.00	1,575,000.00				6,300,000.00	4,725,000.00	7/12/2010	7/1/2012	4,725,000.00	0.00					
Total D-1	Total Port Manatee									9,856,000.00	3,455,618.00		0.00		13,311,618.00	9,856,000.00			9,856,000.00	0.00		0.00	0.00	0.00	
2	Port Jacksonville	022020227													0.00 0.00 0.00										
Total D-2	Total Port Jacksonville									0.00	0.00		0.00		0.00	0.00			0.00	0.00		0.00	0.00	0.00	
3	Port Panama City	032020327	41818219401	AO924	SIS	Rail service to new		FY 05/06		1,125,000.00	375,000.00				1,500,000.00	1,125,000.00	12/29/2005	3/9/2012	1,125,000.00	0.00					
			41818319401	AO930	SIS	Rail yard for multibulk		FY 05/06		699,000.00	174,750.00				873,750.00	699,000.00	12/28/2005	12/31/2008	699,000.00	0.00					
			42836429401	AQC52	SIS	Rail Yard Expansion		FY 11/12		612,000.00	612,000.00				1,224,000.00	612,000.00	7/7/2011	7/31/2016	612,000.00	0.00					
			42836419401	AQC51	SIS	Dredge South & West Berth		FY 11/12		450,000.00	450,000.00				900,000.00	450,000.00	7/7/2011	7/31/2016	250,319.61	199,680.39					
	Total Port Panama City									2,886,000.00	1,611,750.00		0.00		4,497,750.00	2,886,000.00			2,686,319.61	199,680.39		0.00	0.00	0.00	
	Port Pensacola	032020327	42836429401												0.00 0.00 0.00										
	Total Port Pensacola									0.00	0.00		0.00		0.00	0.00			0.00	0.00		0.00	0.00	0.00	
Total District 3										2,886,000.00	1,611,750.00		0.00		4,497,750.00	2,886,000.00			2,686,319.61	199,680.39		0.00	0.00	0.00	
4	Port Palm Beach	042010429	41843019401	AO525	SIS	So Access Gate Supplemental		FY 05/06 FY 07/08		3,325,000.00 8,421,000.00 -960,000.00	1,108,000.00 2,807,000.00 -960,000.00				4,433,000.00 11,228,000.00 -1,920,000.00	3,325,000.00 8,421,000.00 -960,000.00	8/10/2005		3,325,000.00 7,319,144.36 -960,000.00	0.00 1,101,855.64 -960,000.00					
			41702719401	ANU93	SIS	Slip #3 Development		FY 04/05		325,000.00	325,000.00				650,000.00	325,000.00		12/31/2014	325,000.00	0.00					
			42282719401	AQ829		Port Wide Slip #3 Redevelopment		FY 10/11		1,236,000.00	1,236,000.00				2,472,000.00	1,236,000.00	4/1/2011		1,236,000.00	0.00	Transferred from AOX32-(GR08)				
						Supplemental		FY 11/12		960,000.00	960,000.00				1,920,000.00	960,000.00			278,665.00	681,335.00	Transferred from AO525-(SIS) Yr 11/12				
						Supplemental		FY 11/12		2,099,467.00	2,099,467.00				4,198,934.00	2,099,467.00		12/31/2015	609,424.98	1,490,042.02					
						Supplemental		FY 12/13		3,740,092.00					3,740,092.00				3,740,092.00						
	Total Port Palm Beach									19,146,559.00	7,575,467.00		0.00		26,722,026.00	19,146,559.00			13,093,234.34	6,053,324.66		0.00	0.00	0.00	
	Port Everglades		41843119401	AO822	SIS	New bridge FPL Canal		FY 05/06		1,035,000.00	1,378,000.00				2,413,000.00	1,035,000.00	11/14/2005	12/31/2011	1,035,000.00	0.00					
			41843219401	Deleted		2 Rail Spurs/ Eller Dr REC REDUCTION		FY 09/10		2,721,000.00 -2,721,000.00	680,250.00 -680,250.00				3,401,250.00 -3,401,250.00	2,721,000.00 -2,721,000.00				2,721,000.00 -2,721,000.00		Deleted due to REC			
	Total Port Everglades									1,035,000.00	1,378,000.00		0.00		2,413,000.00	1,035,000.00			1,035,000.00	0.00		0.00	0.00	0.00	
Total District 4										20,181,559.00	8,953,467.00		0.00		29,135,026.00	20,181,559.00			14,128,234.34	6,053,324.66		0.00	0.00	0.00	
5	Port Canaveral	052000531	41841019401	AO967	SIS	Widen West Turn Basin Supplemental #1		FY 05/06 FY 09/10 FY 10/11		1,163,999.00 8,751,000.00 -5,571,000.00	367,579.00 2,763,474.00 -1,711,625.00				1,531,578.00 11,514,474.00 -7,282,625.00	1,163,999.00 8,751,000.00 -5,571,000.00	12/23/2005		1,163,999.00 68,863.83	0.00 8,682,136.17 -5,571,000.00					
						Moved to APU24 311				-1,600,000.00 -80,000.00	-400,000.00 -80,000.00				-2,000,000.00 -160,000.00	-1,600,000.00 -80,000.00		10/1/2013	-1,600,000.00 -80,000.00		Deleted due to REC Transferred to APU24 311 Loan to D-3 repaid FY 11				
			42955319401	AQ751	SIS	Widen West Turn Basin Supplemental		FY 10/11 FY 10/11 FY 10/11		7,000,000.00 80,000.00 425,166.00	7,000,000.00 80,000.00 425,166.00			DDR, DS	14,000,000.00 160,000.00 850,332.00	7,000,000.00 80,000.00 425,166.00	2/28/2011		5,839,344.65 66,735.37 354,670.11	1,160,655.35 13,264.63 70,495.89		(\$80K Returned			
			4228291A801	AP848	SIS	Geogr King Blvd		FY 11/12		4,983,000.00	4,983,000.00				9,966,000.00	4,983,000	7/1/2011	2/1/2014		4,983,000.00					
			42836719401			Access Intersection/Vermont @ SR 401		FY 12/13		1,000,000.00															
Total D-5	Total Port Canaveral									16,152,165.00	13,427,594.00		0.00	0.00	28,579,759.00	15,152,165.00			7,493,612.96	7,658,552.04		0.00	0.00	0.00	
6	Port Miami	062020629	41844219401	AO659	SIS	Intermodal cargo Transfer Facility (ICTF)		FY 05/06		1,035,000.00	1,035,000.00				2,070,000.00	1,035,000.00	11/9/2005	9/30/2008	0.00	1,035,000.00					
						Moved to AOB66				-1,035,000.00	-1,035,000.00				-2,070,000.00	-1,035,000.00				-1,035,000.00		Project deleted/moved to AOB66 (Intermodal)			
6	Port Miami		25445229401	AO658	SIS	So Fisherman Channel		FY 05/06		1,009,000.00	1,009,000.00				2,018,000.00 0.00	1,009,000.00	11/9/2005	6/1/2013	1,009,000.00	0.00					
Total D-6	Total Port Miami									1,009,000.00	1,009,000.00		0.00		2,018,000.00	1,009,000.00			1,009,000.00	0.00		0.00	0.00	0.00	
7	Port Tampa	072020727													0.00 0.00										
Total D-7	Total Port Tampa									0.00	0.00		0.00		0.00	0.00			0.00	0.00		0.00	0.00	0.00	
TOTAL ALL DISTRICTS										50,084,724.00	28,457,429.00		0.00		77,542,153.00	49,084,724.00			35,173,166.91	13,911,557.09		0.00	0.00	0.00	

Transferred to Slip #3 Development

In \$3,740,091

\$347,592 from ANU93 (i) for FY 13)

Port St Joe needed \$80K in FY09/10 Canavaeral loan them DPTO funds and wanted DPTO funds back. PSJ only had port funds. So Panama city gave Canaveral\$80K DPTO funds and PSJ paid Panama back in FY 10/11 AQ228



GROWTH MANAGEMENT PROJECTS as of September 30, 2012

FDOT District	Ports	Seaport Cost Center	Financial Management Number (FM)	Contract Number	Program Project Number	Description	FSTED Council Allocation Date	Allocation FY	FSTED Council Allocation	FDOT Work Program Amount	Local	Port Match	Other Funding Amount	Source(s)	FDOT Record of Allocation	Total Authorized Program Funds	Contract Execution Date	Contract Expiration Date	Total Reimbursed by FDOT	Remaining Balance	Submitted Requests not yet Reimbursed	Expended Funds not yet Requested	Port Balance	Port Comments	Boxed Funds (not assigned)	Roll Forward Funds (Prior year)	Prior-Prior Funds (several years)	
1	Port Manatee	012020129	41707719402	AOE08	GM	South Channel Access Supplemental REC DELETION		FY 05/06 FY 09/10		4,994,000.00 4,070,000.00 -4,070,000.00		1,664,667.00 1,017,500.00 -1,017,500.00			6,658,667.00 5,087,500.00 -5,087,500.00	4,994,000.00 4,070,000.00 -4,070,000.00	6/6/2006	7/1/2011	4,994,000.00	0.00 4,070,000.00 -4,070,000.00				4,070,000.00 from Pensacola AOE24, AP126, AP128 Deleted due to REC			Transferred from Pensacola AOE24, AP126, AP128	
			42061919401	AOQ65	GM	Intermodal Container		FY 07/08		5,000,000.00	5,000,000.00				10,000,000.00	5,000,000.00	6/26/2008	7/1/2013	23,060.62	4,976,939.38								
Total D-1 Total Port Manatee										0.00	9,994,000.00	6,664,667.00	0.00		16,658,667.00	9,994,000.00			4,976,939.38	0.00	0.00	0.00		0.00	0.00			
2	Port Jacksonville	022020227	42063419401	AOB37	GM	Rail Improvements Supplemental #1		FY 05/06 FY 06/07		500,000.00 1,000,000.00	500,000.00 1,000,000.00				0.00 2,000,000.00	500,000.00 1,000,000.00	2/21/2006	12/31/2008 12/31/2008	500,000.00 1,000,000.00	0.00 0.00								
			42063499401	AOH46	GM	New Berlin Port Access		FY 06/07		5,400,000.00	1,800,000.00				7,200,000.00	5,400,000.00	7/21/2006	12/31/2010	5,400,000.00	0.00								
		022020229	42063469401	APB98	GM	Portwide Dredging Supplemental #1		FY 08/09 FY 08/09		1,500,000.00 3,397,000.00	1,500,000.00 3,397,000.00				3,000,000.00 6,794,000.00	1,500,000.00 3,397,000.00	12/16/2008	6/30/2010	1,500,000.00 3,397,000.00	0.00 0.00				(29,600)transferred from AM896 (311) & other fund			Prior year funds 03/04	
			22222239401	AQD86	GM	Blount Island E& Wharf Recon		FY 11/12		10,000,000.00	10,000,000.00				20,000,000.00	10,000,000.00	9/5/2011	12/31/2012	0.00	10,000,000.00								
			43113419401	AQJ83	GM	Dredge Material Mgmt		FY 11/12		15,000,000.00					15,000,000.00	15,000,000.00	1/10/2012	3/31/2014	0.00	15,000,000.00								
			41264899401	AQQ03	GM	Intermodal Transfer Facility		FY 12/13		10,000,000.00	10,000,000.00				20,000,000.00	10,000,000.00	7/20/2012	3/31/2014		10,000,000.00								
Total D-2 Total Port Jacksonville										0.00	46,797,000.00	28,197,000.00			73,994,000.00	46,797,000.00			11,797,000.00	35,000,000.00	0.00	0.00	0.00	0.00	0.00	0.00	0.00	0.00
3	Port Panama City	032020329	42059029401	AOE89	GM	Seaport HUB		FY 05/06		350,000.00	350,000.00				700,000.00	350,000.00	1/17/2006	6/30/2008	350,000.00	0.00								
			42059019401	AOE90	GM	Seaport HUB		FY 05/06		500,000.00	500,000.00				1,000,000.00	500,000.00	1/17/2006	6/30/2008	500,000.00	0.00								
			42059069401	AOU51	GM	Seaport HUB		FY 07/08		400,000.00	400,000.00				800,000.00	400,000.00	7/19/2007	6/30/2012	400,000.00	0.00								
			42059039401	AOU91	GM	Railyard Expansion		FY 07/08		350,000.00	350,000.00				700,000.00	350,000.00	8/1/2007	6/30/2012	350,000.00	0.00								
			42059059401	APQ60	GM	Dredge S & W Berths		FY 09/10		450,000.00	450,000.00				900,000.00	450,000.00	11/4/2009	10/31/2014	450,000.00	0.00								
			42059049401	AQ228	GM	Seaport Hub		FY 10/11		320,000.00	320,000.00				640,000.00	320,000.00	9/23/2010	9/30/2015	320,000.00	0.00								
			42836429401	AQC52	GM	Rail Yard Expansion		FY 11/12		1,500,000.00	1,500,000.00				3,000,000.00	1,500,000.00	6/7/2012	7/31/2016	666,026.26	833,973.74				Transferred from Port Pensacola 4231515				
			42059079401			Seaport Capacity Project		FY 12/13		500,000.00	500,000.00																	
Total Port Panama City										0.00	4,370,000.00	4,370,000.00			7,740,000.00	3,870,000.00			3,036,026.26	833,973.74	0.00	0.00	0.00	0.00	0.00	0.00	0.00	0.00
	Port Pensacola	032020327	42058819401	AOE24	GM	Internal roadway TRANSF TO MANATEE AOE08		FY 05/06		1,000,000.00 -1,000,000.00	1,000,000.00 -1,000,000.00				2,000,000.00 -2,000,000.00	1,000,000.00 -1,000,000.00	5/15/2006	5/15/2010	0.00	1,000,000.00 -1,000,000.00				Transferred to Manatee (AOE08)			At the request of FSTED funds moved to South Channel Dredging	
			42058839401	AP126	GM	Waterway Connector TRANSF TO MANATEE AOE08		FY 07/08		2,570,000.00 -2,570,000.00	2,570,000.00 -2,570,000.00				5,140,000.00 -5,140,000.00	2,570,000.00 -2,570,000.00	1/23/2008	1/31/2013	0.00	2,570,000.00 -2,570,000.00				Transferred to Manatee (AOE08)				
			42058829401 4231515	AP128	GM	Rail Loop Track Ext TRANSF TO MANATEE AOE08		FY 07/08		500,000.00 -500,000.00	500,000.00 -500,000.00				1,000,000.00 -1,000,000.00	500,000.00 -500,000.00	1/26/2008	1/31/2013	0.00	500,000.00 -500,000.00				Transferred to Manatee (AOE08)				
			4231515		GM	Marine Hwy Terminal Development		FY 11/12		1,500,000.00 -1,500,000.00	1,500,000.00 -1,500,000.00				3,000,000.00 -3,000,000.00									0.00	0.00	0.00	0.00	Transferred to Port Panama City -SIS AQC52
Total Port Pensacola										0.00	0.00	0.00			3,000,000.00	0.00			0.00	0.00	0.00	0.00	0.00		0.00	0.00	0.00	
	Port St Joe	032020329	42294129401	APL08	DDR-TRIP	Rail Spur		FY 09/10		912,000.00				DDR	912,000.00	912,000.00	7/13/2009	6/30/2014	828,481.83	83,518.17								
Total Port St Joe										0.00	912,000.00	0.00	0.00		912,000.00	912,000.00			828,481.83	83,518.17	0.00	0.00	0.00		0.00	0.00	0.00	
Total District 3										0.00	5,282,000.00	4,370,000.00	0.00		11,652,000.00	4,782,000.00			3,864,508.09	917,491.91	0.00	0.00	0.00		0.00	0.00	0.00	
4	Port Palm Beach	42010429	42034919401	AOW76	GM	On-Port Rail Improvement REC DELETION		FY 07/08		3,338,000.00 -3,338,000.00	3,338,000.00 -3,338,000.00				6,676,000.00 -6,676,000.00	3,338,000.00 -3,338,000.00	9/12/2007	12/31/2010	0.00	3,338,000.00 -3,338,000.00				Deleted due to REC				
			42036019401	DELETE		RO/RO Facility @ Slip 3 GMR DEFERRED-YR15		FY 08/09		2,001,000.00 -2,001,000.00	2,001,000.00 -2,001,000.00				4,002,000.00 -4,002,000.00	2,001,000.00 -2,001,000.00			0.00 0.00	2,001,000.00 -2,001,000.00				Project deleted due to GMR Reduction GMR Reduction- deferred FY2015				
Total Port Palm Beach										0.00	0.00	0.00	0.00		0.00	0.00			0.00	0.00	0.00	0.00	0.00		0.00	0.00	0.00	
	Port Everglades	42010429	42034119401	AOF51	GM	Midport roadway exp		FY 05/06		500,000.00	500,000.00				1,000,000.00	500,000.00	6/15/2006	6/30/2010	500,000.00	0.00								
			41843119401	AOB22	GM	New Bridge over FPL Canal Supplemental Supplemental		FY 07/08 FY 08/09 FY 08/09		100,000.00 1,025,000.00 355,286.00	100,000.00 1,025,000.00 0.00				200,000.00 2,050,000.00 355,286.00	100,000.00 1,025,000.00 355,286.00	1/16/2008		100,000.00 1,025,000.00 355,286.00	0.00 0.00 0.00								
			42054519401	AOO09	GM	McIntosh Rd Realignment Supplemental		FY 07/08 FY 08/09		863,000.00 1,000,000.00 -1,863,000.00	863,000.00 1,000,000.00 -1,863,000.00				1,726,000.00 2,000,000.00 -3,726,000.00	863,000.00 1,000,000.00 -1,863,000.00	1/18/2007		0.00 0.00	863,000.00 1,000,000.00 -1,863,000.00				Transferred Yr 10/11 AQB04			contract expired, reestablished in FY 10/11 contract AQB04	
			42054519401	AQB04	GM	McIntosh Rd Realignment Supplemental Supplemental		FY 11/12 FY 11/12 FY 11/12 FY 12/13		287,248.00 563,435.00 1,450,000.00 430,959.00					287,248.00 563,435.00 1,450,000.00 430,959.00	287,248.00 563,435.00 1,450,000.00	6/16/2011		6,748.94 47,306.08	280,499.06 563,435.00 1,402,693.92				Transferred from district People mover JPA (AN121) Transferred from AOF51 (i) Transferred from AQB823 (311) From AOB23			funds moved to McIntosh Rd \$430,959 will be transferred from AOB23	
			42035819401	AQL24		On-Port Rail and ICTF Supplemental		FY 11/12 FY 12/13		6,048,000.00 12,000,000.00	6,048,000.00 12,000,000.00				12,096,000.00	6,048,000.00	2/24/2012	12/31/2014		6,048,000.00								

GROWTH MANAGEMENT PROJECTS as of September 30, 2012

FDOT District	Ports	Seaport Cost Center	Financial Management Number (FM)	Contract Number	Program Project Number	Description	FSTED Council Allocation Date	Allocation FY	FSTED Council Allocation	FDOT Work Program Amount	Local	Port Match	Other Funding Amount	Source(s)	FDOT Record of Allocation	Total Authorized Program Funds	Contract Execution Date	Contract Expiration Date	Total Reimbursed by FDOT	Remaining Balance	Submitted Requests not yet Reimbursed	Expended Funds not yet Requisitioned	Port Balance	Port Comments	Boxed Funds (not assigned)	Roll Forward Funds (Prior year)	Prior-Prior Funds (several years)
6	Port Miami	062020629	2544522	AQF69	GM	South fisherman's Channel		FY 12/13		25,846,756.00	9,927,919.00				35,774,675.00	25,846,756.00		6/30/2016		25,846,756.00							
Total D-6 Total Port Miami									0.00	25,846,756.00	9,927,919.00	0.00			35,774,675.00	25,846,756.00			0.00	25,846,756.00	0.00	0.00	0.00		0.00	0.00	0.00
7	Port Tampa	072020727	41979119401	AO856	GM	Sparkman Channel		FY 05/06		5,625,000.00	1,875,000.00				7,500,000.00	5,625,000.00	12/1/2005	12/31/2009	5,625,000.00	0.00							
			41979219401	AOA30	GM	Raise levees on dredge		FY 05/06		6,750,000.00	2,250,000.00				9,000,000.00	6,750,000.00	6/7/2006	6/30/2010	6,750,000.00	0.00							
			42061119401	AOW75	GM	Container Yard Improvement		FY 07/08		3,828,000.00	3,828,000.00				7,656,000.00	3,828,000.00	1/17/2008	6/30/2012	3,828,000.00	0.00							
			42059419401	AP125	GM	Port Redwing		FY 07/08		5,024,250.00	1,674,750.00				6,699,000.00	5,024,250.00	4/23/2008	6/30/2012	5,024,250.00	0.00							
			42059719401	APD12	GM	Rail Improvement Phase 1		FY 08/09		1,840,000.00	1,840,000.00				3,680,000.00	1,840,000.00			0.00	1,840,000.00							
						REC DELETION				-1,840,000.00	-1,840,000.00				-3,680,000.00	-1,840,000.00				-1,840,000.00				Deleted due to REC			
		72020727	42061019401	AQ564	GM	Rail Improvements		FY 10/11		1,254,972.00	1,254,972.00				2,509,944.00	1,254,972.00	12/17/2010	6/30/2015	138,125.00	1,116,847.00							
			42282619401	AQF24	GM	Container Yard Improvement Phase II		FY 11/12		6,255,519.00	6,255,519.00				12,511,038.00	6,255,519.00	10/12/2011			6,255,519.00							
						Supplemental		FY 11/12		15,000,000.00	15,000,000.00				30,000,000.00	15,000,000.00		6/30/2015		15,000,000.00							
Total D-7 Total Port Tampa									0.00	43,737,741.00	32,138,241.00	0.00			75,875,982.00	43,737,741.00			21,365,375.00	22,372,366.00	0.00	0.00	0.00		0.00	0.00	0.00
TOTAL ALL DISTRICTS									0.00	166,635,347.00	105,579,315.00	0.00			232,388,252.00	141,486,466.00			39,061,224.11	97,408,181.27	0.00	0.00	0.00		0.00	0.00	0.00



### Intermodal Projects as of September 30, 2012

FDOT District	Ports	Seaport Cost Center	Financial Management Number (FM)	Contract Number	Program Project Number	Description	Allocation Date	Allocation FY	Category	FDOT Work Program Amount	Local	Port Match	Other Funding Amount	Source(s)	FDOT Record of Allocation	Total Authorized Program Funds	Contract Execution Date	Contract Expiration Date	Total Reimbursed by FDOT	Remaining Balance	Submitted Requests not yet Reimbursed	Expended Funds not yet Requisitioned	Port Balance	Port Comments	Boxed Funds (not assigned)	Roll Forward Funds (Prior year)	Prior-Prior Funds (several years)
1	Port Manatee	012020129	40544719401	ANK80		Truck Queing & Crane Supplemental #1		FY03/04	088809	\$750,000.00	\$750,000.00				1,500,000.00	750,000.00	5/14/2004	7/1/2011	750,000.00	0.00					0.00	0.00	0.00
						Supplemental #2		FY 04/05		700,000.00	700,000.00				1,400,000.00	700,000.00			700,000.00	0.00							
						Supplemental #3		FY 05/06		1,000,000.00	1,000,000.00				2,000,000.00	1,000,000.00			1,000,000.00	0.00							
								FY 08/09		300,000.00	300,000.00				600,000.00	300,000.00		7/1/2014	178,894.73	121,105.27							
			40818819401	AP534		Intermodal Container Terminal		FY08/09		700,000.00	700,000.00				1,400,000.00	700,000.00	6/26/2008	7/1/2014	405,276.23	294,723.77							
			41066519401	AP535		Four Lane South Dock Street		FY 08/09		1,000,000.00	1,000,000.00				2,000,000.00	1,000,000.00	6/26/2008	7/12/2012	0.00	1,000,000.00							
										-1,000,000.00	-1,000,000.00				-200,000.00	-1,000,000.00				-1,000,000.00				Deleted due to REC			
			41088019401	AK167		Expand RR Interchange Trackage Supplemental #1		FY 00/01		292,342.00	1,433,000.00				1,725,342.00	292,342.00	6/4/2001		292,342.00	0.00							
								FY 06/07		532,658.00					532,658.00	532,658.00	6/26/2008	7/1/2012	532,658.00	0.00							
			41440219401	AOW56		Intermodal Container Termnal		FY 07/08		1,000,000.00	1,250,000.00				2,250,000.00	1,000,000.00	9/21/2007	7/1/2013	2,126.75	997,873.25							
			41798819401	AOD47		Acquire Harbor Crane Supplemental #1		FY 05/06		487,500.00	487,500.00				975,000.00	487,500.00	6/6/2006		487,500.00	0.00							
						Supplemental #1		FY 06/07		509,013.00	509,013.00				1,018,026.00	509,013.00			509,013.00	0.00							
						Supplemental #2		FY 08/09		2,000,000.00	2,000,000.00				4,000,000.00	2,000,000.00			2,000,000.00	0.00							
						Supplemental #3		FY 09/10		1,000,000.00	1,000,000.00				2,000,000.00	1,000,000.00		7/1/2015	108,297.00	891,703.00							
			42189519401	AOM61		Master Plan & Economic Study Supplemental #1		FY 06/07		71,585.00	71,585.00				143,170.00	71,585.00	11/29/2006	7/1/2012	71,585.00	0.00							
								FY 07/08		303,415.00	303,415.00				606,830.00	303,415.00	11/29/2006	7/1/2012	303,415.00	0.00							
			42259019401	AQ416		Cold Storage Warehouse Supplemental		FY 10/11		735,660.00	735,660.00				1,471,320.00	735,660.00	12/17/2010		735,660.00	0.00							
								FY 11/12		922,308.00	922,308.00			DDR	1,844,616.00	922,308.00		7/1/2016	922,308.00								
						Supplemental		FY 12/13		2,034,674.00	2,034,674.00				4,069,348.00												
			42061919401	AQK77		Intermodal Container		FY 11/12		2,049,243.00	2,049,243.00			DDR	4,098,486.00	2,049,243.00	6/26/2008	7/1/2017		2,049,243.00							
			41707719401	ANS79		South Channel Access Dredging		FY 11/12		330,207.00	330,207.00				330,207.00	330,207.00	12/8/2004	7/1/2013		330,207.00							
Total D-1 Total Port Manatee										15,718,605.00	16,576,605.00	0.00	0.00		33,765,003.00	13,683,931.00			7,341,107.71	6,342,823.29	0.00	0.00	0.00	0.00	0.00	0.00	0.00
2	Port Jacksonville														0.00	0.00											
Total D-2 Total Port Jacksonville										0.00	0.00	0.00			0.00	0.00			0.00	0.00	0.00	0.00	0.00	0.00	0.00	0.00	0.00
3	Port Panama City	032020329	42031829401	AOQ21		Container Yard Expansion #2		FY 06/07		215,000.00	215,000.00				430,000.00	215,000.00	3/13/2007	6/30/2012	215,000.00	0.00							
															0.00												
Total Port Panama City										215,000.00	215,000.00	0.00	0.00		430,000.00	215,000.00			215,000.00	0.00	0.00	0.00	0.00	0.00	0.00	0.00	0.00
	Port Pensacola	032020329	41377519401	AN883		Warehouse Improvement		FY 07/08	088809	11,545.00			1,913.00	DIOH	11,545.00	11,545.00		12/31/2007	11,545.00	\$0.00				extra inhouse \$			
															0.00												
Total Port Pensacola										11,545.00	0.00	1,913.00			11,545.00	11,545.00			11,545.00	0.00	0.00	0.00	0.00	0.00	0.00	0.00	0.00
3	Port St Joe	032020329	42589519401	APL09		Access Road		FY 09/10	088809	420,644.00	420,644.00			DDR	841,288.00	420,644.00	7/13/2009	6/30/2014	420,644.00	\$0.00							
Total Port St Joe										420,644.00	420,644.00	0.00			841,288.00	420,644.00			420,644.00	0.00	0.00	0.00	0.00	0.00	0.00	0.00	0.00
Total District 3										647,189.00	635,644.00	1,913.00	0.00		1,282,833.00	647,189.00	0.00		647,189.00	0.00	0.00	0.00	0.00	0.00	0.00	0.00	0.00
4	Port Palm Beach	042010429	41702719401	ANU93		Slip #3 Development		FY 09/10		347,592.00	347,592.00				695,184.00	347,592.00	5/20/2010	12/31/2014		\$347,592.00							
										-347,592.00	-347,592.00				-695,184.00	-347,592.00				-347,592.00				Will be moved to AQ829 Yr 12/13 SIS			
			42952719401	AQD16		Master Plan Update Supplemental		FY 11/12	088794	75,000.00	75,000.00				150,000.00	75,000.00	7/19/2011		75,000.00	\$0.00							
								FY 11/12		50,000.00	50,000.00				100,000.00	50,000.00		12/31/2015	5,669.78	\$44,330.22							
			42282719401	AQ829		Slip #3 Development		FY 11/12		287,277	287,277				574,554.00	287,277		12/31/2015		\$287,277.00							
Total Port Palm Beach										412,277.00	412,277.00	0.00			824,554.00	412,277.00			80,669.78	331,607.22	0.00	0.00	0.00	0.00	0.00	0.00	0.00
4	Port Everglades	042010429	42034119401	AOF51		Midpoint roadway exp Supplemental		FY 07/08	088809	449,000.00	449,000.00				898,000.00	449,000.00	1/9/2008		86,564.72	\$362,435.28							
								FY 08/09		201,000.00	\$201,000.00				402,000.00	201,000.00		12/31/2010	0.00	\$201,000.00				Transferred to AOB04		McIntosh Rd	
										-563,141.22	-563,141.22				-1,126,282.44	-563,141.22				-563,435.28							
			42054519401	AOO09		McIntosh Rd Realignment		FY11/12	088809	1,265,000.00	1,265,000.00				2,530,000.00	1,265,000.00	1/18/2007	1/31/2011	108,919.39	\$1,156,080.61				Transferred to AQB04 FY 10/11		Contract expired, project	
										-1,156,080.61	-1,156,080.61				-2,312,161.22	-1,156,080.61				-1,156,080.61							
	Port Everglades		42054519401	AQB04	GM	McIntosh Rd Realignment Supplemental #1		FY 10/11		1,863,000.00	1,509,541.00				3,372,541.00	1,863,000.00	6/23/2011		15,417.17	1,847,582.83				Transferred from AOO09 (GM)			
								FY 10/11		1,156,081.00					1,156,081.00	1,156,081.00		12/31/2013	9,567.10	1,146,513.90				Transferred from AOO09 (I)			
			41843119401	AO822		New Bridge over FPL Canal Supplemental		FY 07/08	088809	454,090.00	454,090.00			088809	908,180.00	454,090.00	1/16/2008		454,090.00	\$0.00							
								FY 08/09		189,160.00	189,160.00			088809	378,320.00	189,160.00				0.00							
						Supplemental		FY 09/10	088809	1,900,000.00	0.00				1,900,000.00	1,900,000.00		12/31/2010	1,899,999.99	0.00							
Total Port Everglades										5,758,109.17	2,348,569.17				8,106,678.34	5,758,109.17			2,763,718.37	2,994,096.73	0.00	0.00	0.00	0.00	0.00	0.00	0.00
	Port Ft Pierce	042010429	23689715401	AF262		New North Entrance		FY 04/05		\$1,200,000.00					1,200,000.00	\$1,200,000.00	10/6/1997		\$1,183,535.39	16,464.61							
										-\$16,464.61					-16,464.61	-\$16,464.61				-16,464.61				Reduced to balance commitments			
			23689719401	AQK84		New North Entrance Supplemental		FY 11/12		1,200,000.00				088809	\$1,200,000.00	\$1,200,000.00	4/17/2012	12/31/2016	0.00	1,200,000.00							
								FY 12/13		2,500,000.00																	
Total Ft Pierce										4,883,535.39	0.00	0.00			2,383,535.39	2,383,535.39			1,183,535.39	1,200,000.00	0.00	0.00	0.00	0.00	0.00	0.00	0.00
Total District 4										11,053,921.56	2,760,846.17	0.00	0.00		11,314,767.73	8,553,921.56			4,027,923.54	4,525,703.95	0.00	0.00	0.00	0.00	0.00	0.00	0.00

FDOT District	Ports	Seaport Cost Center	Financial Management Number (FM)	Contract Number	Program Project Number	Description	Allocation Date	Allocation FY	Category	FDOT Work Program Amount	Local Port Match	Other Funding Amount	Source(s)	FDOT Record of Allocation	Total Authorized Program Funds	Contract Execution Date	Contract Expiration Date	Total Reimbursed by FDOT	Remaining Balance	Submitted Requests not yet Reimbursed	Expended Funds not yet Requisitioned	Port Balance	Port Comments	Boxed Funds (not assigned)	Roll Forward Funds (Prior year)	Prior-Prior Funds (several years)
	Port Canaveral													0.00					0.00							
														0.00												
Total D-5	Total Port Canaveral									0.00	0.00	0.00		0.00	0.00			0.00	0.00	0.00	0.00	0.00		0.00	0.00	0.00
6	Port Miami	062020629	42053429401	AOI99		Cargo Gateway Complex		FY 06/07	088809	3,398,116.00	3,398,116.00		District Intermodal Discretionary	6,796,232.00	3,398,116.00	10/25/2006		3,205,669.03	192,446.97							
						Supplemental		FY 10/11		1,393,685.00	1,393,685.00			2,787,370.00	1,393,685.00		3/31/2013		1,393,685.00							
		064010612	42048119401	AOB66		Eastern Port Blvd		FY 06/07	088572	0.00	1,550,000.00	1,550,000.00	County Incentive Grant Pgrm	3,100,000.00	1,550,000.00	6/16/2006		1,550,000.00	0.00							
		062020629				Moved from AO659 SIS			088809	1,035,000.00	1,035,000.00			2,070,000.00	1,035,000.00		6/30/2009	713,215.72	321,784.28				From AO659 (SIS)			
						Moved to FY 11/12 SIS				-321,784.28	-321,784.28			-643,568.56	-321,784.28				-321,784.28				Moved to FY 11/12 (2544522)AQF69			SIS 2544522 FY 11/12
			42967619401	AQH11		Inbound/Outbound Cargo Gate		FY 11/12		113,174.00	113,174.00			226,348.00	113,174.00	10/5/2011			113,174.00							
						Supplemental		FY 12/13		1,276,419.00	1,276,419.00			2,552,838.00	1,276,419.00		6/30/2014		1,276,419.00							
			25445229401	AQF69		South Fisherman Channel		FY 11/12		55,831,244.00	18,610,414.00			74,441,658.00	55,831,244.00	9/16/2011			55,831,244.00				FROM AOB66 (321,784)			
						Supplemental		FY 12/13		1,011,000.00	1,011,000.00			2,022,000.00	1,011,000.00		6/30/2016		1,011,000.00							
Total D-6	Total Port Miami									63,736,853.72	28,066,023.72	1,550,000.00		93,352,877.44	65,286,853.72			5,468,884.75	59,817,968.97	0.00	0.00	0.00	0.00	0.00	0.00	0.00
7	Port Tampa	072020727	41274619401	ANR27		Portwide Improvements		FY 06/07	088809	3,822,633.00	968,750.00		DDR	4,791,383.00	3,822,633.00	3/29/2005		3,822,633.00	0.00							
		072020729	41274619401			Supplemental		FY 04/05		1,170,322.00	350,000.00		DS	1,520,322.00	1,170,322.00			1,170,322.00	0.00							
						Supplemental		FY 05/06		2,239,415.00	571,250.00		DS	2,810,665.00	2,239,415.00			2,239,415.00	0.00							
			41274619408			Supplemental		FY 07/08		2,500,000.00	833,333.00		DDR	3,333,333.00	2,500,000.00			2,500,000.00	0.00							
			41274619409			Intermodal Cargo Handling		FY 08/09		2,389,550.00	800,000.00		DPTO	2,389,550.00	2,389,550.00			2,389,550.00	0.00							
			41274619410			Intermodal Cargo Handling		FY 09/10		2,330,892.00	833,334.00		DDR, DPTO	3,164,226.00	2,330,892.00			791,661.02	1,539,230.98							
		072020728	41274619411			Supplemental		FY 10/11		3,300,090.00	778,620.00		DDR, DPTO	4,078,710.00	3,300,090.00				3,300,090.00							
			41274619412			Supplemental		FY 11/12		2,946,072.00	667,213.00			3,613,285.00	2,946,072.00				2,946,072.00							
			41274619413			Supplemental		FY 12/13		1,862,739.00	801,979.00			2,664,718.00	1,862,739.00		6/30/2016		1,862,739.00							
		072020729	41274719401	AO529		Intermodal Access		FY 05/06	088809	225,000.00			DS		225,000.00	5/5/2006	6/30/2011	225,000.00	0.00							
		072020727	42061029401	AQD09		Rail Improvement Phase II		FY 11/12	88809	6,001,978.00			SIS	6,001,978.00	6,001,978.00	9/14/2011	6/30/2015	293,309.09	5,708,668.91							
	Total Port Tampa									28,788,691.00	6,604,479.00	0.00		34,368,170.00	28,788,691.00			13,431,890.11	15,356,800.89	0.00	0.00	0.00	0.00	0.00	0.00	0.00
7	Port St Pete		42224519401	AOO00		Research Center		FY 06/07	088794	150,000.00			State	150,000.00	150,000.00	1/31/2007		150,000.00	0.00							
						Supplemental		FY 07/08		4,850,000.00			DDR	4,850,000.00	4,850,000.00	1/3/2007	6/30/2011	4,850,000.00	0.00							
			42250119401			Wharf Structure Repair																				
	Total Port St Pete									5,000,000.00	0.00	0.00		5,000,000.00	5,000,000.00			5,000,000.00	0.00	0.00	0.00	0.00	0.00	0.00	0.00	0.00
Total D-7										33,788,691.00	6,604,479.00	0.00		39,368,170.00	33,788,691.00			18,431,890.11	15,356,800.89	0.00	0.00	0.00	0.00	0.00	0.00	0.00
TOTAL ALL DISTRICTS										124,945,260.28	54,643,597.89	1,551,913.00		179,083,651.17	121,960,586.28			35,916,995.11	86,043,297.10	0.00	0.00	0.00		0.00	0.00	0.00

FDOT District	Ports	Seaport Cost Center	Financial Management Number (FM)	Contract Number	FSTED Program Project Number	Description	FSTED Council Allocation Date	FSTED Council Allocation FY	FSTED Council Allocation	FDOT Work Program Amount	Port Match	Other Funding Amount	Source(s)	FDOT Record of Allocation	Total FSTED Program Funds	Contract Execution Date	Contract Expiration Date	Total Reimbursed by FDOT	Remaining Balance	Submitted Requests not yet Reimbursed	Expended Funds not yet Requisitioned	Port Balance	Comments	Boxed Funds (not assigned)	Roll Forward Funds (Prior year)	Prior-Prior Funds (several years)					
1	Port Manatee	012020129				NONE RECEIVED														0.00											
TOTAL D- 1									0.00	0.00	0.00	0.00	0.00	0.00	0.00			0.00	0.00	\$0	\$0	\$0		\$0	\$0	\$0					
2	Port Fernandina	022020227				NONE RECEIVED													0.00												
Total Port Fernandina									0.00	0.00	0.00	0.00	0.00	0.00	0.00			0.00	0.00	\$0	\$0	\$0		\$0	\$0	\$0					
2	Port Jacksonville	022020227	41264859401	AOX84		MOL/TraPac & Talleyrand Infrastructure Improvement		FY 07/08	17,600,000.00	17,600,000.00	17,600,000.00			35,200,000.00	17,600,000.00	10/15/2007	12/31/2011	17,600,000.00	0.00												
Total Port Jacksonville									17,600,000.00	17,600,000.00	17,600,000.00	0.00	0.00	35,200,000.00	17,600,000.00			17,600,000.00	0.00	\$0	\$0	\$0		\$0	\$0	\$0					
TOTAL D- 2									17,600,000.00	17,600,000.00	17,600,000.00	0.00	0.00	35,200,000.00	17,600,000.00			17,600,000.00	0.00	\$0	\$0	\$0		\$0	\$0	\$0					
3	Port Pensacola	032020327				Warehouse Freezer Expansion		FY 0708	400,000.00										0.00					Transferred to PC (AOY20)							
Total Port Pensacola									0.00	0.00	0.00	0.00	0.00	0.00	0.00			0.00	0.00	\$0	\$0	\$0		\$0	\$0	\$0					
3	Port Panama City	032020329	42315219401	AOY20		Bulk Warehouse Expansion		FY 07/08	1,500,000.00	1,500,000.00	1,500,000.00			3,000,000.00	1,500,000.00	10/12/2007	10/31/2012	1,500,000.00	0.00												
Total Panama City									400,000.00	400,000.00	400,000.00			800,000.00	400,000.00		10/31/2012	400,000.00	0.00					From Pensacola							
Total Panama City									1,900,000.00	1,900,000.00	1,900,000.00	0.00	0.00	3,800,000.00	1,900,000.00			1,900,000.00	0.00	\$0	\$0	\$0		\$0	\$0	\$0					
3	Port St Joe	032020327				NONE RECEIVED													0.00												
Total Port St Joe									0.00	0.00	0.00	0.00	0.00	0.00	0.00			0.00	0.00	\$0	\$0	\$0		\$0	\$0	\$0					
TOTAL D-3									1,900,000.00	1,900,000.00	1,900,000.00	0.00	0.00	3,800,000.00	1,900,000.00			1,900,000.00	0.00	\$0	\$0	\$0		\$0	\$0	\$0					
4	Port Everglades	042010427	42309119401	AP024		Phase 1 Terminal 18 Improvements		FY 07/08	2,450,000.00	2,450,000.00	2,450,000.00			4,900,000.00	2,450,000.00	12/11/2007	12/31/2009	2,450,000.00	0.00												
									042010429	41825219401	AO823		Southport Phase VIII Container Terminal		FY 07/08	5,650,000.00	5,650,000.00	5,650,000.00			11,300,000.00	5,650,000.00	11/29/2007	1/31/2011	5,650,000.00	0.00					Project close funds to be moved to McIntosh Rd
Total Port Everglades									8,100,000.00	8,100,000.00	8,100,000.00	0.00	0.00	16,200,000.00	8,100,000.00			8,100,000.00	0.00	\$0	\$0	\$0		\$0	\$0	\$0					
4	Port Palm Beach	042010429	42309219401	AOX32		Cargo Transfer Facility		FY 07/08	2,250,000.00	2,250,000.00	2,250,000.00			4,500,000.00	2,250,000.00	9/24/2007	12/31/2012	960,368.04	1,289,631.96												
																											Funds transferred to Slip #3 redevelopment				
Total Port Palm Beach									1,014,000.00	1,014,000.00	1,014,000.00	0.00	0.00	2,028,000.00	1,014,000.00			960,368.04	53,631.96	\$0	\$0	\$0		\$0	\$0	\$0					
4	Port Ft Pierce	042010429				NONE RECEIVED													0.00												
Total Port Ft Pierce									0.00	0.00	0.00	0.00	0.00	0.00	0.00			0.00	0.00	\$0	\$0	\$0		\$0	\$0	\$0					
TOTAL D-4									9,114,000.00	9,114,000.00	9,114,000.00	0.00	0.00	18,228,000.00	9,114,000.00			9,060,368.04	53,631.96	\$0	\$0	\$0		\$0	\$0	\$0					
5	Port Canaveral	052000531	42254519401	AOX63		Cruise Terminal		FY 07/08	3,700,000.00	3,700,000.00	3,700,000.00			7,400,000.00	3,700,000.00	10/1/2007	10/1/2009	3,700,000.00	0.00					changed from Cargo Pier							
Total Port Canaveral									3,700,000.00	3,700,000.00	3,700,000.00	0.00	0.00	7,400,000.00	3,700,000.00			3,700,000.00	0.00	\$0	\$0	\$0		\$0	\$0	\$0					
TOTAL D-5									3,700,000.00	3,700,000.00	3,700,000.00	0.00	0.00	7,400,000.00	3,700,000.00			3,700,000.00	0.00	\$0	\$0	\$0		\$0	\$0	\$0					
6	Port Key West	062020629				NONE RECEIVED													0.00												
Total Key West									0.00	0.00	0.00	0.00	0.00	0.00	0.00			0.00	0.00	\$0	\$0	\$0		\$0	\$0	\$0					
6	Port Miami	062020627	42309419401	AP137		Seaboard Terminal		FY 07/08	2,000,000.00	2,000,000.00	2,000,000.00			4,000,000.00	2,000,000.00	1/28/2008	6/30/2011	2,000,000.00	0.00												
									62020629	42309319401	AOX66		Cruise Terminal B & C		FY 07/08	4,000,000.00	4,000,000.00	4,000,000.00			8,000,000.00	4,000,000.00	11/2/2007	10/30/2010	3,999,999.99	0.00					
Total Port Miami									6,000,000.00	6,000,000.00	6,000,000.00	0.00	0.00	12,000,000.00	6,000,000.00			5,999,999.99	0.00	\$0	\$0	\$0		\$0	\$0	\$0					
TOTAL D-6									6,000,000.00	6,000,000.00	6,000,000.00	0.00	0.00	12,000,000.00	6,000,000.00			5,999,999.99	0.00	\$0	\$0	\$0		\$0	\$0	\$0					
7	Port Tampa	072020727	42314619401	AOX54		Hooker Point Terminal		FY 07/08	10,450,000.00	10,450,000.00	10,450,000.00			20,900,000.00	10,450,000.00	1/16/2008	6/30/2011	10,450,000.00	0.00												
Total Port Tampa									10,450,000.00	10,450,000.00	10,450,000.00	0.00	0.00	20,900,000.00	10,450,000.00			10,450,000.00	0.00	0.00	\$0	\$0		\$0	\$0	\$0					
7	Port St Petersburg	072020727				.													0.00												
																			0.00												
Total St Petersburg									0.00	0.00	0.00	0.00	0.00	0.00	0.00			0.00	0.00	\$0	\$0	\$0		\$0	\$0	\$0					
TOTAL D-7									10,450,000.00	10,450,000.00	10,450,000.00	0.00	0.00	20,900,000.00	10,450,000.00			10,450,000.00	0.00	0.00	\$0	\$0		\$0	\$0	\$0					
Grand Total ALL Districts									48,764,000.00	48,764,000.00	48,764,000.00	0.00	0.00	97,528,000.00	48,764,000.00			48,710,368.03	53,631.96	0.00	\$0	\$0		\$0	\$0	\$0					

FDOT District	Ports	Seaport Cost Center	Financial Management Number (FM)	Contract Number	FSTED Program Project Number	Description	FSTED Council Allocation Date	FSTED Council Allocation FY	75% FSTED Council Allocation	FDOT Work Program Amount	25% Match Port	Other Funding Amount	Source(s)	FDOT Record of Allocation	Total FSTED Program Funds	Contract Execution Date	Contract Expiration Date	Total Reimbursed by FDOT	Remaining Balance	Submitted Requests not yet Reimbursed	Expended Funds not yet Requisitioned	Port Balance	Comments	Boxed Funds (not assigned)	Roll Forward Funds (Prior year)	Prior-Prior Funds (several years)
3	Port St Joe	032020329	42294119401	AOY85		Dredging		FY 07/08	2,135,000.00	2,135,000.00	\$711,667			\$2,846,666.67	2,135,000.00	11/2/2007	10/31/2012	2,135,000.00	0.00							
			42294139401	AP767		Dredging		FY 08/09	1,050,000.00	1,050,000.00	350,000.00			\$1,400,000.00	1,050,000.00	7/9/2008	6/30/2013	1,050,000.00	0.00							
Total Port St Joe									3,185,000.00	3,185,000.00	1,061,666.67	\$0		\$4,246,667	3,185,000.00			\$3,185,000.00	0.00	\$0	\$0	\$0		\$0	\$0	\$0
TOTAL D-3									3,185,000.00	3,185,000.00	1,061,666.67	\$0		\$4,246,667	3,185,000.00			\$3,185,000	0.00	\$0	\$0	\$0		\$0	\$0	\$0
4	Port Ft Pierce	042010429	42294319401	AOX96		Dredging		FY 07/08	975,000.00	975,000.00	355,000.00			\$1,330,000.00	975,000.00	10/11/2007	6/30/2009	975,000.00	0.00							
			42294319402	APE25		Dredging		FY 08/09	1,050,000.00	1,050,000.00	\$355,000			\$1,405,000.00	1,050,000.00	1/5/2009	12/31/2012	770,407.50	279,592.50							
			42424819401	AP328		Spoil Site Study Supplemental		FY 07/08	90,000.00	90,000.00	30,000.00			\$120,000.00	90,000.00	3/18/2008		90,000.00	0.00							
								FY 08/09	137,000.00	137,000.00	49,538.00			\$186,538.00	137,000.00		12/31/2012	105,440.96	31,559.04				\$5,807 from PB ANU92 (part of \$10,077)			
			42596919401	APQ24		Taylor Creek Dredging		FY 09/10	315,604.00	315,604.00	\$157,802			\$473,406.00	315,604.00	12/15/2009		0.00	315,604.00				Transferred from AND42 (311)			
						Supplemental		FY 09/10	139,300.00	139,300.00	\$69,650			\$208,950.00	139,300.00			0.00	139,300.00				Transferred from ANC00 (311)			
						Supplemental		FY 12/13	1,160,000.00	1,160,000.00	\$1,160,000			\$2,320,000.00	1,160,000.00		12/31/2014		1,160,000.00							
			42596929401	AQR09		Channel Dredge		FY 12/13	140,000.00	140,000.00	\$140,000			\$280,000.00	140,000.00		12/31/2014		140,000.00							
Total Port Ft Pierce									4,006,904.00	4,006,904.00	2,316,990.00	0.00		6,323,894.00	4,006,904.00			1,940,848.46	2,066,055.54	0.00	0.00	0.00		0.00	0.00	0.00
OTAL D-4									3,866,904.00	3,866,904.00	2,176,990.00	0.00		6,043,894.00	3,866,904.00			1,940,848.46	766,055.54	0.00	0.00	0.00		0.00	0.00	0.00
7	Hernando	072020728	42294219401	AP019		Dredging		FY 07/08	6,000,000.00	6,000,000.00	3,000,000.00			\$9,000,000.00	6,000,000.00	5/28/2008	6/30/2012	6,000,000.00	0.00				Project complete, waiting invoice			
Total Port Hernando									6,000,000.00	6,000,000.00	3,000,000.00	0.00		9,000,000.00	6,000,000.00			6,000,000.00	0.00	0.00	0.00	0.00		0.00	0.00	0.00
OTAL D-7									6,000,000.00	6,000,000.00	3,000,000.00	0.00	0.00	9,000,000.00	6,000,000.00			6,000,000.00	0.00	0.00	0.00	0.00		0.00	0.00	0.00
Grand Total Small County Dredging									\$13,051,904	\$13,051,904	\$6,238,657	\$0		\$19,290,561	13,051,904.00			\$11,125,848	766,055.54	\$0	\$0	\$0		\$0	\$0	\$0

FY 04/05  
FY 02/03

SUMMARY OF PORTS REMAINING BALANCES  
AS OF September 30,  
2012

FDOT District	Ports	Seaport Cost Center	Financial Management Number (FM)	Contract Number	FSTED Program Project Number	Description	FSTED Council Allocation Date	FSTED Council Allocation FY	FSTED Council Allocation	FDOT Work Program Amount	Port Match	FDOT Record of Allocation	Total FSTED Program Funds	Contract Execution Date	Contract Expiration Date	Total Reimbursed by FDOT	Remaining Balance	
1	Port Manatee	012020129	41707719401	ANS79		South Channel Access Dredging		FY 11/12	2,000,000.00	2,000,000.00	2,000,000.00	4,000,000.00	2,000,000.00		7/1/2013	0.00	2,000,000.00	
						Supplemental												
			42259019401	AQ416		Cold Storage Warehouse		FY 11/12	330,207.00	330,207.00	330,207.00	660,414.00	330,207.00	12/17/2010		0.00	330,207.00	
						Supplemental		FY 11/12	1,000,000.00	1,000,000.00	1,000,000.00	2,000,000.00	1,000,000.00		7/13/2016		1,000,000.00	
TOTAL PORT MANATEE (311)									3,330,207.00	3,330,207.00	3,330,207.00	6,660,414.00	3,330,207.00			0.00	3,330,207.00	
1	Port Manatee	012020129	42061919401	AOQ65	GM	Transfer Yard		FY 07/08		5,000,000.00	5,000,000.00	10,000,000.00	5,000,000.00	6/26/2008	7/1/2013	23,060.62	4,976,939.38	
TOTAL PORT MANATEE (GM)									0.00	5,000,000.00	5,000,000.00	10,000,000.00	5,000,000.00			23,060.62	4,976,939.38	
1	Port Manatee	012020129																
TOTAL PORT MANATEE (SIS)									0.00	0.00	0.00	0.00	0.00			0.00	0.00	
1	Port Manatee	012020129	40544719401	ANK80	I	Truck Queing & Crane		FY 08/09		300,000.00	300,000.00	600,000.00	300,000.00		7/1/2014	178,894.73	121,105.27	
			40818819401	AP534	I	Intermodal Container Terminal		FY08/09		700,000.00	700,000.00	1,400,000.00	700,000.00	6/26/2008	7/1/2014	405,276.23	294,723.77	
			41088019401	AK167	I	Expand RR Interchange		FY 06/07		532,658.00	532,658.00	1,065,316.00	532,658.00	6/26/2008	7/1/2012	532,658.00	0.00	
			41440219401	AOW56	I	Intermodal Container Termnal		FY 07/08		1,000,000.00	1,250,000.00	2,250,000.00	1,000,000.00	9/21/2007	7/1/2013	2,126.75	997,873.25	
			41798819401	AOD47	I	Supplemental #3		FY 09/10		1,000,000.00	1,000,000.00	2,000,000.00	1,000,000.00		7/1/2015	108,297.00	891,703.00	
			42259019401	AQ416	I	Cold Storage Warehouse		FY 10/11		735,660.00	735,660.00	1,471,320.00	735,660.00	12/17/2010		0.00	735,660.00	
								FY 11/12		922,308.00	922,308.00	1,844,616.00	922,308.00		7/1/2016	0.00	922,308.00	
			42061919401	AQK77	I	Transfer		FY 11/12		2,049,243.00	2,049,243.00	4,098,486.00	2,049,243.00	6/26/2008	7/1/2017	0.00	2,049,243.00	
			41707719401	ANS79	I	Dredging		FSY 11/12		330,207.00	330,207.00	660,414.00	330,207.00	12/8/2004	7/1/2013	0.00	330,207.00	
TOTAL PORT MANATEE (I)									0.00	7,570,076.00	7,820,076.00	15,390,152.00	7,570,076.00			1,227,252.71	6,342,823.29	
PORT MANATEE REMAINING BALANCES									3,330,207.00	15,900,283.00	16,150,283.00	32,050,566.00	15,900,283.00			1,250,313.33	14,649,969.67	
2	Port Fernandina	022020229	4125944901	AOL35		On Port Infrastructure Design, Rehab & Repair Container Yard		FY 07/08	225,000.00	225,000.00	225,000.00	450,000.00	225,000.00			216,844.04	8,155.96	
						Supplemental		FY09/10	350,000.00	350,000.00	350,000.00	700,000.00	350,000.00		9/30/2012	281,802.99	\$68,197.01	
			42589719401	AQ335		Future Warehouse Improvements		FY 10/11	150,000.00	150,000.00	150,000.00	300,000.00	150,000.00	12/22/2010	9/30/2012	0.00	\$150,000.00	
				AQD84		Supplemental		FY 11/12	200,000.00	200,000.00	200,000.00	400,000.00	200,000.00	9/5/2011	12/31/2012	0.00	\$200,000.00	
Total Port Fernandina (311)									925,000.00	925,000.00	925,000.00	1,850,000.00	925,000.00			498,647.03	426,352.97	
PORT FERNANDINA REMAINING BALANCES									925,000.00	925,000.00	925,000.00	1,850,000.00	925,000.00			498,647.03	426,352.97	
2	Port Jacksonville	022020229	41264849401	APB99		Portwide Dredging		FY 09/10	2,800,000.00	2,800,000.00	2,800,000.00	5,600,000.00	2,800,000.00	12/16/2008	3/31/2013	2,537,019.59	262,980.41	
			41264849401	AQ336		Port Development Project		FY 10/11	1,900,000.00	1,900,000.00	1,900,000.00	3,800,000.00	1,900,000.00	11/1/2010	3/31/2013	806,042.06	1,093,957.94	
			41264889401	AQD85		Blount Island & Talleyrand Terminal		FY 11/12	2,687,500.00	2,687,500.00	779,167.00	3,466,667.00	2,687,500.00	9/5/2011		2,152,590.00	534,910.00	
						Supplemental		FY 11/12	1,865,295.00	1,865,295.00	1,865,295.00	3,730,590.00	1,865,295.00		12/31/2012	0.00	1,865,295.00	
			43145719401			Talleyrand Marine Terminal Wharf		FY 12/13	1,990,000.00	1,990,000.00	1,990,000.00	3,980,000.00	1,990,000.00		12/31/2012		1,990,000.00	
Total Port Jacksonville (311)									11,242,795.00	11,242,795.00	9,334,462.00	20,577,257.00	11,242,795.00			5,495,651.65	5,747,143.35	
2	Port Jacksonville	022020227	22222239401	AQD86	GM	Blount Island E& Wharf Recon		FY 11/12		10,000,000.00	10,000,000.00	20,000,000.00	10,000,000.00	9/5/2011	12/31/2012	0.00	10,000,000.00	
			43113419401	AQJ83	GM	Dredge Material Mgmt		FY 11/12		15,000,000.00		15,000,000.00	15,000,000.00	1/10/2012	3/31/2014	0.00	15,000,000.00	
			41264899401	AQQ03						10,000,000.00	10,000,000.00	20,000,000.00	10,000,000.00	7/20/2012	3/31/2014		10,000,000.00	
Total Port Jacksonville (GM)									0.00	35,000,000.00	10,000,000.00	35,000,000.00	35,000,000.00			0.00	35,000,000.00	
2	Port Jacksonville	022020227																
Total Port Jacksonville (\$50M)									0.00	0.00	0.00	0.00	0.00			0.00	0.00	
PORT JACKSONVILLE REMAINING BALANCES									11,242,795.00	46,242,795.00	19,334,462.00	55,577,257.00	46,242,795.00			5,495,651.65	40,747,143.35	
3	Port Pensacola	032020329	42235419401	AP127		Emergency Dredging & Warehouse Improvement		FY 07/08	250,000.00	250,000.00	250,000.00	500,000.00	250,000.00	1/23/2008		26,974.00	223,026.00	
						Supplemental		FY 11/12	5,783.00	5,783.00		5,783.00	5,783.00		1/31/2013		5,783.00	
			42315149401	AQ782		Port Infrastructure		FY 10/11	230,000.00	230,000.00	230,000.00	460,000.00	230,000.00	3/9/2011			230,000.00	
									-155,000.00	-155,000.00	-155,000.00	-310,000.00	-155,000.00		3/31/2015		-155,000.00	
Total Port Pensacola (311)									330,783.00	330,783.00	325,000.00	655,783.00	330,783.00			26,974.00	303,809.00	
	Port Pensacola	032020327																
Total Port Pensacola (GM)										0.00	0.00	0.00	0.00			0.00	0.00	
PORT PENSACOLA REMAINING BALANCES									330,783.00	330,783.00	325,000.00	655,783.00	330,783.00			26,974.00	303,809.00	

SUMMARY OF PORTS REMAINING BALANCES  
AS OF September 30,  
2012

FDOT District	Ports	Seaport Cost Center	Financial Management Number (FM)	Contract Number	FSTED Program Project Number	Description	FSTED Council Allocation Date	FSTED Council Allocation FY	FSTED Council Allocation	FDOT Work Program Amount	Port Match	FDOT Record of Allocation	Total FSTED Program Funds	Contract Execution Date	Contract Expiration Date	Total Reimbursed by FDOT	Remaining Balance	
3	Port Panama City	032020329	42235719401	AQ075		Port Infrastructure		FY 10/11	500,000.00	500,000.00	500,000.00	1,000,000.00	500,000.00	8/11/2010	8/30/2015	472,234.84	27,765.16	
			42235819401	AQC53		Port Panama City Port Infrastructure		FY 11/12	750,000.00	750,000.00	750,000.00	1,500,000.00	750,000.00	7/7/2011	7/31/2016	750,000.00	0.00	
Total Panama City (311)									1,250,000.00	1,250,000.00	1,250,000.00	2,500,000.00	1,250,000.00			1,222,234.84	27,765.16	
3	Port Panama City	032020329	42836429401	AQC52		Rail Yard Expansion		FY11/12	1,500,000.00	1,500,000.00	1,500,000.00	3,000,000.00	1,500,000.00	6/7/2012	7/30/16	666,026.26	833,973.74	
Total Port Panama City (GM)									1,500,000.00	1,500,000.00	1,500,000.00	3,000,000.00	1,500,000.00			666,026.26	833,973.74	
3	Port Panama City	032020327	42836429401	AQC52	SIS	Rail Yard Expansion		FY 11/12		612,000.00	612,000.00	1,224,000.00	612,000.00	7/7/2011	7/31/2016	612,000.00	0.00	
			42836419401	AQC51		Dredge South & West Berth		FY 11/12	450,000.00	450,000.00	450,000.00	900,000.00	450,000.00	7/7/2011	7/31/2016	250,319.61	199,680.39	
Total Port Panama City (SIS)									450,000.00	1,062,000.00	1,062,000.00	2,124,000.00	1,062,000.00			862,319.61	199,680.39	
PORT PANAMA CITY REMAINING BALANCES									3,200,000.00	3,812,000.00	3,812,000.00	7,624,000.00	3,812,000.00			2,750,580.71	1,061,419.29	
3	Port St Joe	032020329	42294149401	AP821		Bulkheading & Upland Supplemental		FY 08/09 FY 11/12	680,000.00 106,735.00	680,000.00 106,735.00	680,000.00 106,735.00	1,360,000.00 106,735.00	680,000.00 106,735.00	7/28/2008		554,127.93 0.00	125,872.07 106,735.00	
			42294159401	APG36		Landside Port Development		FY 09/10	270,000.00	270,000.00	270,000.00	540,000.00	270,000.00	3/31/2009	6/30/2014	6,489.36	263,510.64	
3	Port St Joe	032020329	42589519401	APL09		Access Road		FY 09/10	\$80,000.00	80,000.00		80,000.00	80,000.00	7/13/2009	6/30/2014	78,981.93	\$1,018.07	
Total Port St Joe (311)									1,136,735.00	1,136,735.00	1,056,735.00	1,980,000.00	1,136,735.00			639,599.22	497,135.78	
	Port St Joe	032020329	42294129401	APL08	GM	Rail Spur		FY 09/10		912,000.00		912,000.00	912,000.00	7/13/2009	6/30/2014	828,481.83	83,518.17	
Total Port St Joe (GM)									0.00	912,000.00	0.00	912,000.00	912,000.00			828,481.83	83,518.17	
PORT PORT ST JOE REMAINING BALANCES									1,136,735.00	2,048,735.00	1,056,735.00	2,892,000.00	2,048,735.00			1,468,081.05	580,653.95	
4	Port Everglades		41825219401	AO823	2005	Southport Phase VIII Container		FY 05/06	2,100,000.00	2,100,000.00	2,100,000.00	4,200,000.00	2,100,000.00	11/15/2005	1/31/2011	215,786.09	1,884,213.91	
									-1,450,000.00	-1,450,000.00	-1,450,000.00	2,900,000.00	-1,450,000.00				-1,450,000.00	
									-434,213.91	-434,213.91	-434,213.91	-434,213.91	-434,213.91				-434,213.91	
			42590119401	AQ025		Expand Cruise Terminal 19		FY 10/11	1,900,000.00	1,900,000.00	1,900,000.00	3,800,000.00	1,900,000.00	8/27/2010		509,420.99	1,390,579.01	
								FY 10/11	-126,165.00	-126,165.00	-126,195.00	-252,330.00	-126,165.00				-126,165.00	
						Supplemental		FY 11/12	126,165.00	126,165.00	126,165.00	252,330.00	126,165.00			0.00	126,165.00	
			42597019401			Cruise Terminal Expansion		FY 11/12	2,687,500.00	2,687,500.00		2,687,500.00	2,687,500.00			2,687,500.00	0.00	
						Supplemental		FY 11/12	1,300,000.00	1,300,000.00	1,300,000.00	2,600,000.00	1,300,000.00			0.00	1,300,000.00	
			42590119401			Cruise Terminal Expansion	PORB	FY 11/12	3,020,000.00	3,020,000.00	3,020,000.00	6,040,000.00	3,020,000.00		12/31/2014	2,612,887.53	407,112.47	
Total Port Everglades (311)									9,123,286.09	9,123,286.09	6,435,756.09	21,793,286.09	9,123,286.09			6,025,594.61	3,097,691.48	
			42054519401	AQB04	GM	McIntosh Rd Realignment		FY 11//12		287,248.00		287,248.00	287,248.00			6,748.94	280,499.06	
						Supplemental		FY 11/12		563,435.00		563,435.00	563,435.00			0.00	563,435.00	
						Supplemental		FY 11//12		1,450,000.00		1,450,000.00	1,450,000.00		12/31/2013	47,306.08	1,402,693.92	
			4203581	AQL24	I	Onport Rail and ICTF		FY 11/12		6,048,000.00	6,048,000.00	12,096,000.00	6,048,000.00	2/24/2012	12/31/2014	0.00	6,048,000.00	
Total Port Everglades (GM)									0.00	8,348,683.00	6,048,000.00	14,396,683.00	8,348,683.00			54,055.02	8,294,627.98	
	Port Everglades	42010429	42054519401	AQB04	GM	McIntosh Rd Realignment Supplemental #1		FY 10/11 FY 10/11		1,863,000.00 1,156,081.00	1,509,541.00	3,372,541.00 1,156,081.00	1,863,000.00 1,156,081.00	6/23/2011	12/31/2013	15,417.17 9,567.10	1,847,582.83 1,146,513.90	
Total Port Everglades (I)									0.00	3,019,081.00	1,509,541.00	4,528,622.00	3,019,081.00			24,984.27	2,994,096.73	
4	Port Everglades	042010429																
Total Port Everglades (\$50M)									0.00	0.00	0.00	0.00	0.00			0.00	0.00	
PORT EVERGLADES REMAINING BALANCES									9,123,286.09	20,491,050.09	13,993,297.09	40,718,591.09	20,491,050.09			6,104,633.90	14,386,416.19	
4	Port Palm Beach	042010429	41825119401	AO483	2005	Harborside/Waterside		FY 05/06	1,000,000.00	1,000,000.00	1,000,000.00	2,000,000.00	1,000,000.00	7/19/2005	12/31/2013	\$408,551.69	591,448.31	
									-500,000.00	-500,000.00	-500,000.00	-1,000,000.00	-500,000.00				-500,000.00	
			42282719401	AQ829		Slip #3 Development		FY 11/12 FY12/13	500,000.00 2,277,929.00	500,000.00 2,277,929.00	500,000.00	1,000,000.00 2,277,929.00	500,000.00 2,277,929.00	4/1/2011		145,138.02	354,861.98 2,277,929.00	
Total Port Palm Beach (311)									3,277,929.00	3,277,929.00	1,000,000.00	4,277,929.00	3,277,929.00			553,689.71	2,724,239.29	

SUMMARY OF PORTS REMAINING BALANCES  
AS OF September 30,  
2012

FDOT District	Ports	Seaport Cost Center	Financial Management Number (FM)	Contract Number	FSTED Program Project Number	Description	FSTED Council Allocation Date	FSTED Council Allocation FY	FSTED Council Allocation	FDOT Work Program Amount	Port Match	FDOT Record of Allocation	Total FSTED Program Funds	Contract Execution Date	Contract Expiration Date	Total Reimbursed by FDOT	Remaining Balance
4	Port Palm Beach	042010429	41843019401	AO525	SIS	So Access Gate		FY 07/08		8,421,000.00	2,807,000.00	11,228,000.00	8,421,000.00		12/31/2012	7,319,144.36	1,101,855.64
										-960,000.00	-960,000.00	-1,920,000.00	-960,000.00				-960,000.00
			42282719401	AQ829		Port Wide Slip #3 Redevelopment		FY 10/11		1,236,000.00	1,236,000.00	2,472,000.00	1,236,000.00	4/1/2011		1,236,000.00	0.00
								FY 11/12		960,000.00	960,000.00	1,920,000.00	960,000.00			278,665.00	681,335.00
								FY 11/12		2,099,467.00	2,099,467.00	4,198,934.00	2,099,467.00			609,424.98	1,490,042.02
								FY12/13		3,740,092.00		3,740,092.00	3,740,092.00		12/31/2015		3,740,092.00
Total Port Palm Beach (SIS)									0.00	15,496,559.00	6,142,467.00	21,639,026.00	15,496,559.00			9,443,234.34	6,053,324.66
			42952719401	AQD16		Master Plan Update Supplemental		FY 11/12	75,000.00	75,000.00	75,000.00	150,000.00	75,000.00	7/19/2011		75,000.00	\$0.00
								FY 11/12	50,000.00	50,000.00	50,000.00	100,000.00	50,000.00		12/31/2015	5,669.78	\$44,330.22
			42282719401	AQ829		Slip #3 Development		FY 11/12	287,277.00	287,277.00	287,277.00	574,554.00	287,277.00	4/1/2011	12/31/2015		\$287,277.00
Total Port Palm Beach (I)									412,277.00	412,277.00	412,277.00	824,554.00	412,277.00			80,669.78	331,607.22
4	Port Palm Beach	042010429	42309219401	AOX32	\$50M	Cargo Transfer Facility		FY 07/08	2,250,000.00	2,250,000.00	2,250,000.00	4,500,000.00	2,250,000.00	9/24/2007	12/31/2012	960,368.04	1,289,631.96
									-1,236,000.00	-1,236,000.00	-1,236,000.00	-2,472,000.00	-1,236,000.00				-1,236,000.00
Total Port Palm Beach (\$50M)									1,014,000.00	1,014,000.00	1,014,000.00	2,028,000.00	1,014,000.00			960,368.04	53,631.96
PORT PALM BEACH REMAINING BALANCES									4,704,206.00	20,200,765.00	8,568,744.00	28,769,509.00	20,200,765.00			11,037,961.87	9,162,803.13
4	Port Ft Pierce	042010429	42590019401	APQ25		Taylor Creek Improvement		FY 09/10	\$760,000.00	760,000.00	760,000.00	1,520,000.00	760,000.00	1/5/2010	12/31/2013	41,975.00	718,025.00
Total Port Ft Pierce (311)									760,000.00	760,000.00	760,000.00	1,520,000.00	760,000.00			41,975.00	718,025.00
4	Port Ft Pierce	042010429	42294319402	APE25	SCD	Dredging		FY 08/09	1,050,000.00	1,050,000.00	\$355,000	\$1,405,000.00	1,050,000.00	1/5/2009	12/31/2012	770,407.50	279,592.50
			42424819401	AP328	SCD	Spoil Site Study		FY 08/09	137,000.00	137,000.00	49,538.00	\$186,538.00	137,000.00		12/31/2012	105,440.96	31,559.04
			42596919401	APQ24	SCD	Taylor Creek Dredging		FY 09/10	315,604.00	315,604.00	\$157,802	\$473,406.00	315,604.00	12/15/2009		0.00	315,604.00
								FY 09/10	139,300.00	139,300.00	\$69,650	\$208,950.00	139,300.00		12/31/2013	0.00	139,300.00
Total Port Ft Pierce (SCD)									1,641,904.00	1,641,904.00	631,990.00	2,273,894.00	1,641,904.00			875,848.46	766,055.54
4	Port Ft Pierce	042010429	23689715401	AF262	I	New North Entrance		FY 04/05	1,200,000.00	1,200,000.00	1,200,000.00	\$2,400,000.00	1,200,000.00	10/6/1997		1,183,535.39	16,464.61
									-16,464.61	-16,464.61	-16,464.61	-\$32,929.22	-16,464.61				-16,464.61
			23689719401	AQK84				FY 11/12	1,200,000.00	1,200,000.00	1,200,000.00	\$2,400,000.00	1,200,000.00	4/17/2012	12/31/2012	0.00	1,200,000.00
Total Port Ft Pierce (I)									2,383,535.39	2,383,535.39	2,383,535.39	4,767,070.78	2,383,535.39			1,183,535.39	1,200,000.00
PORT FT PIERCE REMAINING BALANCES									4,785,439.39	4,785,439.39	3,775,525.39	8,560,964.78	4,785,439.39			2,101,358.85	2,684,080.54
5	Port Canaveral	052000531	42254519401	AOX63		Cruise Terminal		FY 07/08	1,800,000.00	1,800,000.00	1,800,000.00	3,600,000.00	1,800,000.00	10/1/2007	10/1/2012	1,790,714.27	9,285.73
			42384119401	APE36		Cruise Terminal 10 Improvements		FY 08/09	1,800,000.00	1,800,000.00	1,800,000.00	3,600,000.00	1,800,000.00	12/30/2008	6/1/2013	1,700,808.19	99,191.81
			42253319401	APU24		Maintenance Dredging		FY 09/10	2,000,000.00	2,000,000.00	2,000,000.00	4,000,000.00	2,000,000.00	1/29/2010		66,759.70	1,933,240.30
						Transferred from AO967 SIS		FY 09/10	1,600,000.00	1,600,000.00	1,600,000.00	3,200,000.00	1,600,000.00			53,407.76	1,546,592.24
						Supplement 1 Northside Development		FY 10/11	1,600,000.00	1,600,000.00	1,600,000.00	3,200,000.00	1,600,000.00		6/1/2013	0.00	1,600,000.00
			42590219401	AQI77		Future Mega Cruise Ship Terminal		FY 11/12	1,350,000.00	1,350,000.00	1,350,000.00	2,700,000.00	1,350,000.00	11/23/2011	2/1/2013		1,350,000.00
			43176819401	AQN37		Container North Cargo 5 & 6		FY 11/12	700,000.00	700,000.00	700,000.00	1,400,000.00	700,000.00	5/21/2012	6/1/2013		700,000.00
Total Port Canaveral (311)									10,850,000.00	10,850,000.00	10,850,000.00	21,700,000.00	10,850,000.00			3,611,689.92	7,238,310.08
5	Port Canaveral	052000531	41841019401	AO967	SIS	Widen West Turn Basin		FY 09/10		8,751,000.00	2,763,474.00	11,514,474.00	8,751,000.00			68,863.83	8,682,136.17
						REC REDUCTION		FY 10/11		-5,571,000.00	-1,711,625.00	-7,282,625.00	-5,571,000.00				-5,571,000.00
						Moved to APU24 311				-1,600,000.00	-400,000.00	-2,000,000.00	-1,600,000.00				-1,600,000.00
										-80,000.00	-80,000.00	-160,000.00	-80,000.00		10/1/2013		-80,000.00
			42955319401	AQ751	SIS	Widen West Turn Basin		FY 10/11		7,000,000.00	7,000,000.00	14,000,000.00	7,000,000.00	2/28/2011		5,839,344.65	1,160,655.35
								FY 10/11		80,000.00	80,000.00	160,000.00	80,000.00			66,735.37	13,264.63
								FY 10/11		425,166.00	425,166.00	850,332.00	425,166.00		6/1/2013	354,670.11	70,495.89
	Port Canaveral		422829A8011	AP848	I	George King Blvd Rd Improv		FY 11/12		4,983,000.00		4,983,000.00	4,983,000.00	7/1/2011	2/1/2014	0.00	4,983,000.00
Total Port Canaveral (SIS)										13,988,166.00	8,077,015.00	22,065,181.00	13,988,166.00			6,329,613.96	7,658,552.04
Total Port Canaveral (I)									0.00	0.00	0.00	0.00	0.00			0.00	0.00
PORT CANAVERAL REMAINING BALANCES									10,850,000.00	24,838,166.00	18,927,015.00	43,765,181.00	24,838,166.00	0.00	0.00	9,941,303.88	14,896,862.12



FDOT District	Ports	Seaport Cost Center	Financial Management Number (FM)	Contract Number	FSTED Program Project Number	Description	FSTED Council Allocation Date	FSTED Council Allocation FY	FSTED Council Allocation	FDOT Work Program Amount	Port Match	FDOT Record of Allocation	Total FSTED Program Funds	Contract Execution Date	Contract Expiration Date	Total Reimbursed by FDOT	Remaining Balance
6	Port Miami		42053419401	AO508		Container Yard Improvements		FY 09/10	1,184,594.00	1,184,594.00	1,184,594.00	2,369,188.00	1,184,594.00	5/27/2011		1,184,594.00	0.00
			42053419401	AQH99				FY 11/12	1,687,530.00	1,687,530.00	1,687,530.00	3,375,060.00	1,687,530.00		6/30/2014	1,687,530.00	0.00
			42053419402	AQ528		Cargo Container Yard Improvements		FY 10/11	1,900,000.00	1,900,000.00	1,900,000.00	3,800,000.00	1,900,000.00	12/2/2010	6/30/2013	1,900,000.00	0.00
			43112619401	AQH82		Post Panamax Cranes Supplemental		FY 11/12 FY 12/13	2,880,000.00 1,055,000.00	2,880,000.00 1,055,000.00	1,374,189.00 1,055,000.00	4,254,189.00 2,110,000.00	2,880,000.00 1,055,000.00	10/25/2011	6/30/2016	0.00	2,880,000.00 1,055,000.00
Total Port Miami (311)									8,707,124.00	8,707,124.00	7,201,313.00	15,908,437.00	8,707,124.00			4,772,124.00	3,935,000.00
6	Port Miami	062020629	25445229401	AQF69		South Fisherman's Channel		FT 12/13	25,846,756.00	25,846,756.00	9,927,919.00	35,774,675.00	25,846,756.00	1/6/2012	6/30/2016		25,846,756.00
Total Port Miami (GM)									25,846,756.00	25,846,756.00	9,927,919.00	35,774,675.00	25,846,756.00			0.00	25,846,756.00
6	Port Miami		25445229401	AO658	SIS	So Fisherman Channel		FY 05/06		1,009,000.00	1,009,000.00	2,018,000.00	1,009,000.00	11/9/2005	6/1/2013	1,009,000.00	0.00
Total Port Miami (SIS)									0.00	1,009,000.00	1,009,000.00	2,018,000.00	1,009,000.00			1,009,000.00	0.00
6	Port Miami	062020629	42053429401	AOI99	I	Cargo Gateway Complex Supplemental		FY 06/07 FY 10/11		3,398,116.00 1,393,685.00	3,398,116.00 1,393,685.00	6,796,232.00 2,787,370.00	3,398,116.00 1,393,685.00	10/25/2006		3,205,669.03 0.00	192,446.97 1,393,685.00
			42967619401	AQH11		Inbound/Outbound cargo Gate Supplemental		FY 11/12 FY 12/13		113,174.00 1,276,419.00	113,174.00 1,276,419.00	226,348.00 2,552,838.00	113,174.00 1,276,419.00	10/5/2011	6/30/2014 6/30/2014	0.00	113,174.00 1,276,419.00
			25445229401	AQF69		South Fisherman's Channel Supplemental		FY 11/12		55,831,244.00	18,610,414.00	74,441,658.00	55,831,244.00	9/16/2011	6/30/2015	0.00	55,831,244.00
Total Port Miami (I)									0.00	63,023,638.00	25,802,808.00	88,826,446.00	63,023,638.00			3,205,669.03	59,817,968.97
PORT MIAMI REMAINING BALANCES									34,553,880.00	98,586,518.00	43,941,040.00	142,527,558.00	98,586,518.00			8,986,793.03	89,599,724.97
7	Port Tampa	072020729	42250019401	APD00		Cargo Handling Improvement Supplemental #1		FY 08/09 FY 09/10	2,125,431.00 1,000,000.00	2,125,431.00 1,000,000.00	2,500,431.00 2,500,000.00	4,625,862.00 3,500,000.00	2,125,431.00 1,000,000.00	3/10/2009		2,125,431.00 1,000,000.00	0.00 0.00
						From St Pete (AOZ18 APP69)		FY 09/10	219,834.00	219,834.00		219,834.00	219,834.00			219,834.00	0.00
						Infrastructure Improvements Supplemental		FY 10/11 FY 11/12	1,680,161.00 2,687,500.00	1,680,161.00 2,637,500.00	1,680,161.00 2,637,500.00	3,360,322.00 5,275,000.00	1,680,161.00 2,637,500.00			563.73 0.00	1,679,597.27 2,637,500.00
						Supplemental		FY 11/12	1,000,000.00	1,000,000.00	1,000,000.00	2,000,000.00	1,000,000.00		6/30/2016	0.00	1,000,000.00
Total Port Tampa (311)									8,712,926.00	8,662,926.00	10,318,092.00	18,981,018.00	8,662,926.00	39,882.00	42,551.00	3,345,828.73	5,317,097.27



**TAB 7**  
**AGENCY REPORTS ON CONSISTENCY**  
**REVIEWS OF FY 13/14**  
**PROJECT APPLICATIONS**

# **DEPARTMENT OF TRANSPORTATION**



## Florida Department of Transportation

RICK SCOTT  
GOVERNOR

605 Suwannee Street  
Tallahassee, FL 32399-0450

ANANTH PRASAD, P.E.  
SECRETARY

September 28, 2012

Mr. Stan Payne  
Chairman  
Florida Seaport Transportation  
& Economic Development Council  
502 East Jefferson Street  
Tallahassee, Florida 32301

Re: Florida Seaport Transportation and Economic Development Council  
Consistency Reviews for FY 13/14

Dear Mr. Payne:

As required by Section 311.09(7), Florida Statutes, the Florida Department of Transportation (FDOT) has completed its consistency review of the FY 13/14 port project applications which were submitted to the Florida Seaport Transportation and Economic Development (FSTED) Council on August 1, 2012. The project applications have been reviewed for consistency with both the Florida Transportation Plan (FTP) and Department's Five Year Work Program.

The projects listed on attachment 1A are approved and meet the requirements of Section 311.09(7), F.S.

The Department remains committed to working with you and the FSTED Council to move these projects forward quickly to keep Florida economically competitive. If you have questions or need additional information, please contact Ms. Meredith Dahlrose, Seaport Manager at 850-414-4551.

Sincerely,

Ananth Prasad, P.E.  
Secretary

AP/ck  
Attachment



## FSTED Project Applications FY 13/14

Project Number Port Priority Project Name

**Port Manatee**

PFS0001884 Cold Storage Conversion  
PFS0001825 Intermodal Cargo Storage Facilities  
PFS0002325 On-Port Paving  
PFS0002324 Purchase Locomotive  
PFS0001857 Berth Rehabilitation & Reconstruction  
**Project Total 5**

**Port Fernandina**

PFS00002322 Scales & Customs Inspection Building Improvements  
PFS00002320 Pier Extension  
**Project Total 2**

**Port Jacksonville**

PFS0001852 Blount Island Marine Terminal Improvement & Expansion  
PFS0001854 Cargo Handling Equipment (All Terminals)  
PFS0001845 Dames Point Marine Terminal Development & Expansion  
PFS0002327 Mile Point, Jacksonville  
PFS0001853 Talleyrand Marine Terminal Development & Expansion  
**Project Total 5**

**Port Panama City**

PFS0002353 Container Terminal Expansion  
PFS0002352 Refurbish West 1 and 2 Warehouses  
PFS0002355 Relocate and Expand Truck Staging Yard  
**Project Total 3**

**Port Pensacola**

PFS0002262 Full On-Port Rail Rehabilitation  
**Project Total 1**

**Port Everglades**

PFS0002318 ACOE Deepening and Widening  
PFS0001837 Expansion of Cruise Terminal 4  
PFS0002332 ICTF Radiation Portal Monitors  
PFS0001841 North Port By Pass Road  
PFS0002316 Slip 1 Bulkhead at Berths 9 & 10  
PFS0002317 Slip 2 Westward Lengthening  
PFS0002315 Southport Turning Notch Extension  
PFS0002291 Post Panamax Crane  
PFS0002038 Westlake Park Mitigation  
**Project Total 9**

**Port Palm Beach**

PFS0002265 Intermodal Cargo Transfer/Passenger Service  
**Project Total 1**

**Port Canaveral**

PFS0001810 Cargo Pier Improvements (SCP 1 and 4)  
PFS0001816 Container and Multipurpose Berth & Terminal  
PFS0001815 Maintenance Dredging and South Jetty Deposition  
PFS0001819 New Cove Area roads and Ponds  
PFS0001811 North Cargo Area Tanker/multipurpose Berth  
PFS0001814 North Side Development  
PFS0001813 North Side Operation Center  
PFS0001822 South Side Petroleum Berth and Pipeline  
PFS0001790 Widen West Turn Basin at Entrance Channel & Off  
**Project Total 9**

**Port Miami-Dade**

PFS0001319 Cargo Container Yard Improvements (3)  
PFS0002358 Cranes  
PFS0001776 Cruise Terminal Improvements  
PFS0001831 Dredging  
PFS0001808 Infrastructure Improvements  
**Project Total 5**

**Port St Petersburg**

PSF0002350 Port Infrastructure Repairs and Renovations  
**Project Total 1**

**Port Tampa**

PFS0001762 Dredging  
PFS0001763 Eastport Waterside Development & Improvements  
PFS0001755 Port Redwing Improvements  
**Project Total 3**

**Port Citrus**

PFS0002334 Port Citrus Master Plan  
**Project Total 1**

**Projects FY 13/14 45**

**Port Port St Joe**

None Submitted  
**Project Total 0**

**Port Fort Pierce**

None Submitted  
**Project Total 0**

**Port Key West**

None Submitted  
**Project Total 0**

**DEPARTMENT OF ECONOMIC  
OPPORTUNITY**

Rick Scott  
GOVERNOR



Hunting F. Deutsch  
EXECUTIVE DIRECTOR

**FLORIDA DEPARTMENT of  
ECONOMIC OPPORTUNITY**

September 19, 2012

Mr. Stan Payne  
Chair  
Florida Seaport Transportation and  
Economic Development Council  
502 East Jefferson Street  
Tallahassee, FL 32301

Dear Mr. Payne:

In compliance with Section 311.09(5), Florida Statutes, the Department of Economic Opportunity (DEO) staff has reviewed the twenty-four (24) Florida Seaport Transportation and Economic Development (FSTED) Council ports projects approved for FY13-14 agency review. The projects were evaluated for economic benefit and consistency with the Florida Seaport Mission Plan and the state's economic development goals and policies (Section 311.09(7), Florida Statutes).

Each of the port project applications submitted by FSTED, as attached, has been found by DEO staff to provide economic benefit to the state in keeping with the criteria stated in Section 311.09, Florida Statutes.

If you have any questions concerning our review of these FSTED ports projects, please contact Katherine Morrison at (850) 717-8973.

Sincerely,

Hunting F. Deutsch  
Executive Director

Enclosure

HFD/KKM



### FSTED Seaport Project Applications – FY13-14

Port	UPIN #	Project Description	Est. Total Project Cost
Port Canaveral	PFS0001816	Proposed Container and Multipurpose Berth & Terminal	\$ 37,500,000.00
	PFS0001790	Widen West Turn Basin at Entrance Channel & Offshore	\$ 57,000,000.00
	PFS0001814	North Side Development	\$13,000,000.00
Port Citrus	PFS0002334	Port Citrus Master Plan	\$ 275,000.00
Port Everglades	PFS0002332	ICTF Radiation Portal Monitors	\$ 3,500,000.00
	PFS0002291	Post Panamax Crane	\$12,000,000.00
	PFS0002316	Slip 1- New Bulkhead at Berths 9 & 10	\$ 55,000,000.00
	PFS0002317	Slip 2 Westward Lengthening	\$ 23,000,000.00
	PFS0002315	Southport Turning Notch Extension	\$ 95,800,000.00
	PFS0002038	Westlake Park Mitigation	\$ 13,000,000.00
Port of Jacksonville	PFS0001852	Blount Island Marine Terminal Improvement and Expansion	\$146,303,857.00
	PFS0001854	Cargo Handling Equipment (All Terminals) FY 12-13	\$ 11,000,000.00
	PFS0001845	Dames Point Marine Terminal Development & Expansion	\$193,437,833.00
	PFS0002327	Miles Point - Jacksonville	\$ 40,000,000.00
	PFS0001853	Talleyrand Marine Terminal Development & Expansion	\$ 77,414,800.00
Port of Miami-Dade	PFS0001319	Container Yard Improvements (3)	\$ 74,144,637.00
	PFS0002358	Cranes	\$ 44,343,000.00
	PFS0001831	Dredging	\$242,930,000.00
Port of Palm Beach	PFS0002265	Intermodal Cargo Transfer /Passenger Service Facility	\$ 15,000,000.00
Port of Panama City	PFS0002353	Container Terminal Expansion	\$ 7,500,000.00
	PFS0002352	Refurbish West 1 and 2 Warehouses	\$ 850,000.00
	PFS0002355	Relocate and Expand Truck Staging Yard	\$ 450,000.00
Port of Pensacola	PFS0002262	Full On-Port Rail Rehabilitation	\$ 2,800,000.00
Port of St. Petersburg	PFS0002350	Port Infrastructure Repairs and Renovations	\$ 400,000.00



TAMPA PORT AUTHORITY

September 28, 2012

Mr. J. Stanley Payne  
Chairman  
Florida Seaport Transportation &  
Economic Development  
502 E Jefferson Street  
Tallahassee, FL 32301

RE: Florida Seaport Transportation & Economic Development (FSTED) Application for  
Hookers Point Improvements Project

Dear Mr. Payne:

I am currently serving as the interim port director of the Tampa Port Authority and am writing to you about a project at the Port of Tampa called "Hookers Point Improvements Project". This project is a previously approved FSTED project. When the FSTED applications for FY13/14 were submitted for agency review, it was not clear that the projects to be considered for the upcoming bond proceeds were also required to be submitted.

This project is a priority project for which we are requesting funding under the upcoming bond program. Because the Hookers Point Improvements Project received some funding in the past, we were informed that a new SeaCIP application would be required for this project. We have since submitted a new application for review.

The Tampa Port Authority requests that the FSTED Council approve the allocation during its October 8, 2012 meeting as proposed on the current allocation chart, subject to project approval by the FSTED Council agency members.

Thank you for your consideration of this request.

Sincerely,

A handwritten signature in blue ink, appearing to read "Charles E. Klug".

Charles E. Klug  
Interim Port Director



**TAB 8**  
**FSTED DISCUSSION OF**  
**FY 13/14 FUNDING INITIATIVES**

**TAB 8A**  
**FSTED PROGRAM**  
**(s. 311.09, F.S.)**



## Find 2013 Bill



2013

## Research

[Home](#)[Bills / PCBs](#)[Statutes](#)[Constitution](#)[Calendars](#)[Legislators](#)[- Senate](#)[- House](#)[Committees](#)[- Senate](#)[- House](#)[- Joint](#)[Leadership](#)[- Senate](#)[- House](#)[Delegations](#)

## Reports

[Your Bill Reports](#)[Bill Comparison](#)[House Actions](#)[Senate Actions](#)[Amendments Filed](#)[Texts Filed](#)[Enrolled Bills](#)[Mailing Labels](#)[Session Live](#)

## Your Folders

Amendment Folder

Doug's Legislative

2011

FPC Bills

Media Folder

Nancy's Folder

Your Folder

[Add/Edit Folders](#)

## Keyword Search Statutes



## Statutes » Title 22 » Ch. 311 » Sec. 311.09

[ [Add To Folder](#) ]**311.09 Florida Seaport Transportation and Economic Development Council.—**

(1) The Florida Seaport Transportation and Economic Development Council is created within the Department of Transportation. The council consists of the following 17 members: the port director, or the port director's designee, of each of the ports of Jacksonville, Port Canaveral, Port Citrus, Fort Pierce, Palm Beach, Port Everglades, Miami, Port Manatee, St. Petersburg, Tampa, Port St. Joe, Panama City, Pensacola, Key West, and Fernandina; the secretary of the Department of Transportation or his or her designee; and the director of the Department of Economic Opportunity or his or her designee.

(2) The council shall adopt bylaws governing the manner in which the business of the council will be conducted. The bylaws shall specify the procedure by which the chairperson of the council is elected.

(3) The council shall prepare a 5-year Florida Seaport Mission Plan defining the goals and objectives of the council concerning the development of port facilities and an intermodal transportation system consistent with the goals of the Florida Transportation Plan developed pursuant to s. 339.155. The Florida Seaport Mission Plan shall include specific recommendations for the construction of transportation facilities connecting any port to another transportation mode and for the efficient, cost-effective development of transportation facilities or port facilities for the purpose of enhancing trade, promoting cargo flow, increasing cruise passenger movements, increasing port revenues, and providing economic benefits to the state. The council shall develop a priority list of projects based on these recommendations annually and submit the list to the Department of Transportation. The council shall update the 5-year Florida Seaport Mission Plan annually and shall submit the plan no later than February 1 of each year to the President of the Senate, the Speaker of the House of Representatives, the Department of Economic Opportunity, and the Department of Transportation. The council shall develop programs, based on an examination of existing programs in Florida and other states, for the training of minorities and secondary school students in job skills associated with employment opportunities in the maritime industry, and report on progress and recommendations for further action to the President of the Senate and the Speaker of the House of Representatives annually.

(4) The council shall adopt rules for evaluating projects which may be funded under ss. 311.07 and 320.20. The rules shall provide criteria for evaluating the potential project, including, but not limited to, such factors as consistency with appropriate plans, economic benefit, readiness for construction, noncompetition with other Florida ports, and capacity within the seaport system.

(5) The council shall review and approve or disapprove each project eligible to be funded pursuant to the Florida Seaport Transportation and Economic Development Program. The council shall annually submit to the Secretary of Transportation and the executive

director of the Department of Economic Opportunity, or his or her designee, a list of projects which have been approved by the council. The list shall specify the recommended funding level for each project; and, if staged implementation of the project is appropriate, the funding requirements for each stage shall be specified.

(6) The Department of Transportation shall review the list of project applications approved by the council for consistency with the Florida Transportation Plan, the Statewide Seaport and Waterways System Plan, and the department's adopted work program. In evaluating the consistency of a project, the department shall assess the transportation impacts and economic benefits for each project. The Department of Transportation shall identify those projects that are inconsistent with the Florida Transportation Plan, the Statewide Seaport and Waterways System Plan, or the adopted work program and shall notify the council of projects found to be inconsistent.

(7) The Department of Economic Opportunity shall review the list of project applications approved by the council to evaluate the economic benefit of the project and to determine whether the project is consistent with the Florida Seaport Mission Plan and with state economic development goals and policies. The Department of Economic Opportunity shall review the proposed project's consistency with state, regional, and local plans, as appropriate, and the economic benefits of each project based upon the rules adopted pursuant to subsection (4). The Department of Economic Opportunity shall identify those projects that it has determined do not offer an economic benefit to the state, are not consistent with an appropriate plan, or are not consistent with the Florida Seaport Mission Plan or state economic development goals and policies and shall notify the council of its findings.

(8) The council shall review the findings of the Department of Economic Opportunity and the Department of Transportation. Projects found to be inconsistent pursuant to subsection (6) or subsection (7) or projects that have been determined not to offer an economic benefit to the state pursuant to subsection (7) may not be included in the list of projects to be funded.

(9) The Department of Transportation shall include no less than \$15 million per year in its annual legislative budget request for the Florida Seaport Transportation and Economic Development Program funded under s. 311.07. Such budget shall include funding for projects approved by the council which have been determined by each agency to be consistent. The department shall include the specific approved Florida Seaport Transportation and Economic Development Program projects to be funded under s. 311.07 during the ensuing fiscal year in the tentative work program developed pursuant to s. 339.135(4). The total amount of funding to be allocated to Florida Seaport Transportation and Economic Development Program projects under s. 311.07 during the successive 4 fiscal years shall also be included in the tentative work program developed pursuant to s. 339.135(4). The council may submit to the department a list of approved projects that could be made production-ready within the next 2 years. The list shall be submitted by the department as part of the needs and project list prepared pursuant to s. 339.135(2)(b). However, the department shall, upon written request of the Florida Seaport Transportation and Economic Development Council, submit work program amendments pursuant to s. 339.135(7) to the Governor within 10 days after the later of the date the request is received by the department or the effective date of the amendment, termination, or closure of the applicable funding agreement between the department and the affected seaport, as required to release the funds from the existing commitment. Notwithstanding s. 339.135(7)(c), any work program amendment to transfer prior year funds from one approved seaport project to another seaport project is subject to the procedures in s. 339.135(7)(d). Notwithstanding any provision of law to the contrary, the department may transfer unexpended budget between the seaport projects as identified in the approved work program amendments.



(10) The council shall meet at the call of its chairperson, at the request of a majority of its membership, or at such times as may be prescribed in its bylaws. However, the council must meet at least semiannually. A majority of voting members of the council constitutes a quorum for the purpose of transacting the business of the council. All members of the council are voting members. A vote of the majority of the voting members present is sufficient for any action of the council, except that a member representing the Department of Transportation or the Department of Economic Opportunity may vote to overrule any action of the council approving a project pursuant to subsection (5). The bylaws of the council may require a greater vote for a particular action.

(11) Members of the council shall serve without compensation but are entitled to receive reimbursement for per diem and travel expenses as provided in s. 112.061. The council may elect to provide an administrative staff to provide services to the council on matters relating to the Florida Seaport Transportation and Economic Development Program and the council. The cost for such administrative services shall be paid by all ports that receive funding from the Florida Seaport Transportation and Economic Development Program, based upon a pro rata formula measured by each recipient's share of the funds as compared to the total funds disbursed to all recipients during the year. The share of costs for administrative services shall be paid in its total amount by the recipient port upon execution by the port and the Department of Transportation of a joint participation agreement for each council-approved project, and such payment is in addition to the matching funds required to be paid by the recipient port. Except as otherwise exempted by law, all moneys derived from the Florida Seaport Transportation and Economic Development Program shall be expended in accordance with the provisions of s. 287.057. Seaports subject to competitive negotiation requirements of a local governing body shall abide by the provisions of s. 287.055.

(12) Until July 1, 2014, Citrus County may apply for a grant through the Florida Seaport Transportation and Economic Development Council to perform a feasibility study regarding the establishment of a port in Citrus County. The council shall evaluate such application pursuant to subsections (5)-(8) and, if approved, the Department of Transportation shall include the feasibility study in its budget request pursuant to subsection (9). If the study determines that a port in Citrus County is not feasible, the membership of Port Citrus on the council shall terminate.

---

History.—s. 65, ch. 90-136; s. 26, ch. 90-227; s. 5, ch. 91-429; s. 56, ch. 93-120; s. 4, ch. 93-164; s. 4, ch. 93-262; s. 21, ch. 94-237; s. 87, ch. 95-143; s. 892, ch. 95-148; s. 10, ch. 95-257; s. 131, ch. 96-320; s. 71, ch. 99-385; s. 4, ch. 2000-266; s. 64, ch. 2002-20; s. 3, ch. 2010-201; s. 1, ch. 2011-41; s. 227, ch. 2011-142; s. 2, ch. 2011-164; s. 41, ch. 2012-5; s. 53, ch. 2012-96; s. 5, ch. 2012-128; s. 10, ch. 2012-174.

**TAB 8B**  
**PLANNING AND DATA INITIATIVE**  
**(s. 311.07, F.S.)**

## Keyword Search Statutes

 SEARCH

## Statutes » Title 22 » Ch. 311 » Sec. 311.07

## 311.07 Florida seaport transportation and economic development funding.—

(1) There is created the Florida Seaport Transportation and Economic Development Program within the Department of Transportation to finance port transportation or port facilities projects that will improve the movement and intermodal transportation of cargo or passengers in commerce and trade and support the interests, purposes, and requirements of <sup>1</sup>all ports listed in s. 311.09.

(2) A minimum of \$15 million per year shall be made available from the State Transportation Trust Fund to fund the Florida Seaport Transportation and Economic Development Program. The Florida Seaport Transportation and Economic Development Council created in s. 311.09 shall develop guidelines for project funding. Council staff, the Department of Transportation, and the Department of Economic Opportunity shall work in cooperation to review projects and allocate funds in accordance with the schedule required for the Department of Transportation to include these projects in the tentative work program developed pursuant to s. 339.135(4).

(3)<sup>2</sup>(a) Florida Seaport Transportation and Economic Development Program funds shall be used to fund approved projects on a 50-50 matching basis with any of the deepwater ports, as listed in s. 311.09, which is governed by a public body or any other deepwater port which is governed by a public body and which complies with the water quality provisions of s. 403.061, the comprehensive master plan requirements of s. 163.3178(2)(k), and the local financial management and reporting provisions of part III of chapter 218. However, program funds used to fund projects that involve the rehabilitation of wharves, docks, berths, bulkheads, or similar structures shall require a 25-percent match of funds, except for such projects for ports located in counties designated as a rural area of critical economic concern, as defined in s. 288.0656, which are eligible for waiver of match requirements. Program funds also may be used by the Seaport Transportation and Economic Development Council for data and analysis that will assist Florida's seaports and international trade.

(b) Projects eligible for funding by grants under the program are limited to the following port facilities or port transportation projects:

1. Transportation facilities within the jurisdiction of the port.
2. The dredging or deepening of channels, turning basins, or harbors.
3. The construction or rehabilitation of wharves, docks, structures, jetties, piers, storage facilities, cruise terminals, automated people mover systems, or any facilities necessary or useful in connection with any of the foregoing.
4. The acquisition of vessel tracking systems, container cranes, or other mechanized equipment used in the movement of cargo or passengers in international commerce.
5. The acquisition of land to be used for port purposes.
6. The acquisition, improvement, enlargement, or extension of existing port facilities.
7. Environmental protection projects which are necessary because of requirements imposed by a state agency as a condition of a permit or other form of state approval; which are necessary for environmental mitigation required as a condition of a state, federal, or local environmental permit; which are necessary for the acquisition of spoil disposal sites and improvements to existing and future spoil sites; or which result from the funding of eligible projects listed in this paragraph.
8. Transportation facilities as defined in s. 334.03(30) which are not otherwise part of the Department of Transportation's adopted work program.

9. Intermodal access projects.

10. Construction or rehabilitation of port facilities as defined in s. 315.02, excluding any park or recreational facilities, in ports listed in s. 311.09(1) with operating revenues of \$5 million or less, provided that such projects create economic development opportunities, capital improvements, and positive financial returns to such ports.

**11. Seaport master plan or strategic plan development or updates, including the purchase of data to support such plans.**

(c) To be eligible for consideration by the council pursuant to this section, a project must be consistent with the port comprehensive master plan which is incorporated as part of the approved local government comprehensive plan as required by s. 163.3178(2)(k) or other provisions of the Community Planning Act, part II of chapter 163.

(4) Any port which receives funding under the program shall institute procedures to ensure that jobs created as a result of the state funding shall be subject to equal opportunity hiring practices in the manner provided in s. 110.112.

(5) The Department of Transportation may subject any project that receives funds pursuant to this section and s. 320.20 to a final audit. The department may adopt rules and perform such other acts as are necessary or convenient to ensure that the final audits are conducted and that any deficiency or questioned costs noted by the audit are resolved.

History.—s. 65, ch. 90-136; s. 5, ch. 91-429; s. 55, ch. 93-120; s. 20, ch. 94-237; s. 130, ch. 96-320; s. 48, ch. 97-278; s. 5, ch. 97-280; s. 40, ch. 2000-152; s. 3, ch. 2000-266; s. 99, ch. 2001-266; s. 1, ch. 2002-190; s. 51, ch. 2004-269; s. 7, ch. 2006-2; s. 2, ch. 2010-201; s. 46, ch. 2011-139; s. 57, ch. 2011-213; ss. 35, 36, ch. 2012-119; s. 4, ch. 2012-128; s. 9, ch. 2012-174.

<sup>1</sup>Note.—As amended by s. 9, ch. 2012-174. The amendment by s. 4, ch. 2012-128, used the word "the" instead of the word "all."

<sup>2</sup>Note.—

A. Section 35, ch. 2012-119, amended s. 311.07(3)(a) "[i]n order to implement Specific Appropriation 1922 of the 2012-2013 General Appropriations Act." Related proviso language was vetoed. See ch. 2012-118, the 2012-2013 General Appropriations Act.

B. Section 36, ch. 2012-119, provides that "[t]he amendment to s. 311.07(3)(a), Florida Statutes, shall expire July 1, 2013, and the text of that paragraph shall revert to that in existence on June 30, 2012, except that any amendments to such text enacted other than by this act shall be preserved and continue to operate to the extent that such amendments are not dependent upon the portions of text which expire pursuant to this section." Effective July 1, 2013, paragraph (3)(a), as amended by s. 36, ch. 2012-119; s. 4, ch. 2012-128; and s. 9, ch. 2012-174, will read:

(3)(a) Florida Seaport Transportation and Economic Development Program funds shall be used to fund approved projects on a 50-50 matching basis with any of the deepwater ports, as listed in s. 311.09, which is governed by a public body or any other deepwater port which is governed by a public body and which complies with the water quality provisions of s. 403.061, the comprehensive master plan requirements of s. 163.3178(2)(k), and the local financial management and reporting provisions of part III of chapter 218. However, program funds used to fund projects that involve the rehabilitation of wharves, docks, berths, bulkheads, or similar structures shall require a 25-percent match of funds. Program funds also may be used by the Seaport Transportation and Economic Development Council for data and analysis that will assist Florida's seaports and international trade.

C. Section 55, ch. 2012-119, provides that "[a]ny section of this act which implements a specific appropriation or specifically identified proviso language in the 2012-2013 General Appropriations Act is void if the specific appropriation or specifically identified proviso language is vetoed. Any section of this act which implements more than one specific appropriation or more than one portion of specifically identified proviso language in the 2012-2013



General Appropriations Act is void if all the specific appropriations or portions of specifically identified proviso language are vetoed." Specific Appropriation 1922 was not vetoed, although proviso language authorizing use of up to \$5,000,000 for port projects involving bulkhead repairs for those ports located in counties designated as Rural Areas of Critical Economic Concern (RACEC) and eligibility for funding as provided in s. 311.07(3)(a) was vetoed.



---

Generated on 09/12/12 by LobbyTools.com

## **TO BE DISCUSSED**

**1. RFP FOR TRADE DATA**

**2. RFP FOR DEVELOPMENT OF  
GLOBAL OPPORTUNITIES AND  
COMPETITIVE ISSUES DOCUMENT**

## ORDER FORM

Date: June 5, 2012

Client: Florida Seaport Transportation and Economic Development Council – State of Florida

1. Type of Service: ☒ Subscription ☐ One Time Data Purchase

2. **PIERS Products and Related Information:** The following PIERS Product(s) are subject to this Order Form:

	Online Products		International Data		PIERS & JOC Research
X	iPIERS Flat Rate		Argentina		PIERS Custom Report
	iPIERS Per Record		Brazil		JOC Container Forecast
	MyPIERS		Chile		JOC Port Forecast
	PIERS TI 3 Primary*		Colombia		JOC Carrier Ranking
	PIERS TI 3 Essential*		Ecuador		JOC Port Ranking
	PIERS TI 3 Comprehensive*		Peru		Custom Research & Analysis
	PIERS® Trade Finance		Venezuela		PIERS VIN Data
	PIERS StatsPlus**		Mexico		PIERS Rail Data
	** with detail		Mexican Cross Border		
	** without detail		China Data		
	PIERS Prospects***		India Data		
	*** with detail		Sri Lanka Data		
	*** without detail		Air Cargo Data		

*\*PIERS TI3 products are subject to a Data Subscription Cap*

Direction: ☐ Import ☐ Export ☒ Both

Commodity: ☒ All ☐ Other (Specify):

States/U.S. Region: ☒ All ☐ Other (Specify):

U.S. Ports/Coasts: ☒ All ☐ Other (Specify):

Consignees/Shippers: ☒ All ☐ Other (Specify):

Countries of Origin or Destination: ☒ All ☐ Other (Specify):

Subscription Frequency: ☒ Annual ☐ Monthly ☐ Other (Specify):

Data Type:

Delivery Method:

☒ Access ☒ Excel ☐ Flat ☒ Online ☐ CD-ROM  
☒ CSV ☐ PDF ☐ Online Access ☐ Email ☐ Hardcopy  
☐ DBF ☐ XML ☐ Other (Specify): ☐ FTP ☐ Other (Specify):

3. Number of Authorized Users: N / A

4. **Special Comments:** As per previous annual subscriptions, all information furnished is for the internal use of the Florida Ports and Florida Department of Transportation. All information furnished shall be treated pursuant to such subscription as confidential and that it will not sell, otherwise convey or disclose any part of such information with any other person or entity without the prior written consent of UBM Global Trade, Inc.

5. X Auto-bridge data delivery/access service declined

**6. Fees:**

a. **Annual Subscription Fee:** \$370,000.00 (plus applicable State of Florida taxes). Payment in full is to be made prior to September 30, 2012.

b. **Invoice Frequency:** ☒ **Invoice in Full** ☐ Invoice Monthly ☐ Invoice Quarterly

c. **Client Data and Invoice Delivery:** (If Data and Invoice are to be delivered to different addresses please specify)

Organization: Florida Seaport Transportation & Economic Development Council – State of Florida

Contact: Mr. Douglas C. Wheeler, President – Florida Ports Council

Address: 502 East Jefferson Street, Tallahassee, Florida 32301

Phone: 850 – 222 - 8028

Fax: \_\_\_\_\_

E-Mail: \_\_\_\_\_

d. **Special Invoice Instructions:** Invoices will be made to the above state address

\_\_\_\_\_

e. **Method of Payment:** ☒ **Check** ☐ Wire Transfer ☐ Credit Card

Credit Card Type: \_\_\_\_\_

Credit Card Number: \_\_\_\_\_

Expiration Date: \_\_\_\_\_

Approval Code: \_\_\_\_\_

Name as it appears on credit card: \_\_\_\_\_

Zip Code (of credit card billing address): \_\_\_\_\_

**Credit Cardholder's Signature:** \_\_\_\_\_

**7. Initial Subscription Term (For Subscription Clients):**

	Start Date	End Date
Access Period	July 1, 2012	June 30, 2013
Data Period	July 2012	June 2013

This Order Form shall be subject to the PIERS Data License Agreement (Attachment A), which is incorporated by reference herein.

This Order Form has been duly signed by Client and UBM Global Trade, Inc. on the respective dates indicated below.

**Client**

Signed: \_\_\_\_\_

Print Name: Douglas C. Wheeler, Jr.

Date: 8/9/12

Title: President

Phone: (850) 222-8028

**UBM GLOBAL TRADE, INC.**

Signed: \_\_\_\_\_

Print Name: Richard E. Hanft

Date: June 5, 2012

Title: Director – Asia / Pacific Region

Phone: 1 – 415 – 947 - 6713

Workflow Order Number: \_\_\_\_\_

## Datamyne is

the best value in business intelligence:  
easy access, with professional support, at an affordable price,  
to the largest searchable trade database in the world.

Founded in 1992 with the aim of accurately documenting import-export transactions in the Americas, Datamyne today claims a top ranking in the highly competitive U.S. market for trade data.

Built and maintained by an international team, Datamyne covers the trade of 43 countries in the Americas, Asia and the European Union, as well as U.S. maritime commerce as documented in house and master bills of lading.

Ours is the world's **largest searchable database** of trade activity, and it continues to grow by 100 million records a year gathered from official filings with customs authorities and trade ministries.

*"Datamyne allows one to discover microscopic details in a given industry. Based on actual bills of lading instead of mere estimates, the details that can be uncovered from this data are exceptionally accurate and granular."*

—Integrity Research Associates

Datamyne delivers the latest data available. U.S. shipment data can be accessed 3 days after clearing customs. The database is updated twice weekly. Our ISO-certified data center in Montevideo adheres to the highest standards for accuracy and is responsible for our record of reliability: less than 5 hours' system downtime in total over the last 10 years.

Our **easy-to-use** drag-and-drop user interface quickly filters and ranks data in dashboard views. Our power search engine was chosen for speed and superior accuracy in interpreting wildcards and fuzzy matches. Results are shown in spreadsheets (downloadable to Excel\*) illustrated with graphs. Custom reports can be shared, saved and updated.

Our trade data specialists are recruited for their knowledge of global markets and experience in such vertical markets such as agriculture/food, chemicals, construction materials, textiles/home furnishings and transportation. They work one-on-one with clients to provide training and **professional support** in identifying and analyzing the trade information that is relevant to their industries and essential to their company strategies.

Access is by subscription. A range of **affordable terms and rates** is available. We discuss your data needs with you and structure a subscription agreement that fits your objectives: 12- or 24-month, single or multiple user licenses, single or multiple commodities, and single or multiple markets.

\*Excel is a registered trademark of Microsoft Corporation.

## How Our Customers Use Datamyne

*Chemical companies* use us to map and initiate growth strategies.

*Manufacturers* use us when profit margins can benefit from improvements in logistics, inventory control and procurement.

*Transportation and logistics service providers* use us to plan services and allocate resources.

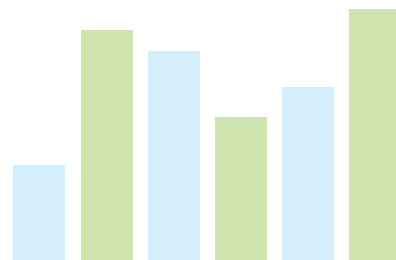
*Management consultants* use us to gauge the impact of government policies on cross-border sales.

*Importers/wholesalers* use us when supply chains are disrupted by natural disasters, man-made catastrophes or swings in the economy.

*Legal practitioners* in the U.S. and abroad use us when contract compliance by overseas trading partners is at issue.

*"Essentially, Datamyne takes a massive amount of data and transforms it into meaningful business intelligence."*

—Killer Startups



# Datamyne *is*

what you need to know about the import-export transactions that make your global markets.

Today, some 3,000 companies (as well as trade associations, government agencies and NGOs) rely on Datamyne to put trade data to work for their enterprises.

Our import-export information is fresh, accurate and comprehensive. Our drag-and-drop application facilitates quick analysis of large amounts of data. Market trends emerge, and patterns of supply and demand are clear to see.

The take-away is actionable intelligence for marketing, sales, supply chain management and competitive strategy.

*“One strength of Datamyne over others is that they have excellent customer service ... We’ll go into Datamyne and see how much business a company is doing in the U.S. If they’re not doing a lot of business in the U.S., that’s an opportunity for us. Maybe we can work with them to grow their business.”*

*—Ron Juergens, Premium Ingredients International*

Our international databases let you shift perspectives from buy-side to sell-side. Or drill down to essential details about shipments. Research U.S. master and house bill of lading information – with no duplications of bills, but plenty of fine distinctions, including container and/or equipment size or type, NVOCC or VOCC, less-than-full or full container load shipments ... plus such value-added fields as actual versus estimated TEUs, and unified names/addresses of U.S. shippers.

## SEE ESSENTIAL SHIPMENT DETAILS, INCLUDING SUPPLIERS AND IMPORTERS

Bill of Lading Number:		MRTLME2985KF	
Port of Departure:		PORT QASIM, PORT MUHAMMAD BIN QASIM, PAKISTAN	
World Region by Port of Departure:		SOUTHERN ASIA	
Port of Arrival:		CHARLESTON, SC	
US Region:		SOUTH ATLANTIC	
Carrier:		(MRTL) M R TRADERS (PVT) LTD	
Country of Origin:		PAKISTAN	Place of Receipt TDM:
World Region by Origin Country:		SOUTHERN ASIA	Country by Place of Receipt TDM:
Metric Tons:		5.47	World by Place of Receipt TDM:
Container LCL/FCL		LCL	SOUTHERN ASIA
Shipper		Consignee Declared	
EASTERN TEXTILES (PVT) LIMITED		REVERE MILLS INTERNATIONAL GROUP INC	
205-208 PARK TOWERS SHAHRAE		2860 S. RIVER ROAD DES PLAINES	
FIRDOUSI CLIFTON KARACHI PAKISTAN		SUITE 250, IL 60018 U.S.A.	
TEL: 62-21 5832929 FAX:5830400		TEL:847-759-6800 FAX:847-759-6840	
Container Type	Container Size	Container Quantity	TEUs Quantity
DRY	40'	0.5	1.0
Container	Pieces	Description	Harmonized
HLXU4508389	328	BLE 60% EGYPTIAN COTTON BATH TOWEL S	

## Let Us Show You How You Can Use Datamyne To:

**Gauge** supply and demand for the products or commodities you buy or sell.

**Locate** new sources and diversify your supply chain.

**Identify** new markets and strategic partners.

**Track** your competitors' cross-border activities.

**Monitor** product line trends to identify growth opportunities and manage risks.

## Countries Covered

Argentina	Estonia	Mexico
Austria	Finland	Netherlands
Belgium	France	Peru
Bolivia	Germany	Poland
Brazil	Greece	Portugal
Bulgaria	Honduras	Romania
Chile	Hungary	Slovakia
China	India	Slovenia
Colombia	Ireland	Spain
Costa Rica	Italy	Sweden
Cyprus	Japan	United Kingdom
Czech Republic	Latvia	United States
Denmark	Lithuania	Uruguay
Ecuador	Luxembourg	Venezuela
	Malta	

*“Travel around the world and your passport gets thicker; you get tired in airline seats. Or go to Datamyne and, in 15 minutes, there’s a good month of research done.”*

*—David Moore, Woodland Foods*

Go to [www.datamyne.com](http://www.datamyne.com) to request a free online demo at a date and time that is convenient to you.



# How Our Product Works

## ► SEARCHING TRADE DATA MADE EASY

Datamyne has created the world's largest searchable database of international trade. Covering the U.S., Latin America, Asia, and the EU, Datamyne gives you direct access to current, detailed information on the **cargos, markets and trading partners** that account for the majority of global trade.\*

We've designed our product to put these information resources at your fingertips – offering you a simple and easy way to research the data, analyze your results, and **gain insights that you can translate into competitive advantage for your business.**

Start by choosing a **common task** for a step-by-step guide to finding information about **cargos** or **markets**

**DASHBOARD**

Help | Account | Log Out |

Welcome

For online training [REGISTER HERE](#)

**WELCOME TO DATAMYNE**

To start a new query, select the country, database, and year of the data with which you want to work. Then either click Rankings to view data ranked by geography or commodity or click Query to enter customized search criteria.

You may also select a Market with which to work, select a specific Task to execute, or select a saved query to run or view its criteria.

**RANKINGS AND QUERIES**

1. Which country's data do you want to search?  
Select a country

2. What type of data do you want to search?  
Select Imports, Exports, Bills of Lading, etc.

3. What year do you want to search?  
Select a year

[Rankings](#) [Queries](#)

**MY SAVED QUERIES**

Select a query to run or view its criteria

Select a query to run or view its criteria

Apple Computer Imports

Top Importers of Tilapia from China

Tilapia

frozen shrimp

avocados

Chilean Suppliers Fresh Avocados

top US importers from Japan

Panasonic imports from Japan

Top Importers From Japan Feb 2011

goya

[VIEW](#)

**CONTACT** [in](#) [f](#) [t](#)

**SUMMARY VIEW**

Home Rankings Queries Saved queries Display fields Alerts

**DATABASE SELECTION**

Country: United States

Year: 2011

Source: Houses Masters

Dates Available: 01/01/2011 to 03/15/2011

Dates Selected: 01/01/2011 To: 03/15/2011

Data: Original B/L Original B/L + DM

**BUILD SEARCH QUERY**

Advanced Query

Commodity: Fresh Avocado

**CURRENT SEARCH QUERY**

Retrieve all Bills of Lading (Houses) 01/01/2011 to 03/15/2011 where: Commodity: "Fresh Avocado" AND World Region/Country of Origin: CHILE AND Shippers: "sociedad agricola la rosa" or "sociedad agricola y comercial" or "sociedad agricola la rosa safruco s" or "agricola cerrillos de tamayo s.a." or "agricola y comercial cabi/fruit s.a." or "sociedad agricola vista hermosa ltd"

**TOTALS BY: Shipper**

Shipper	Bills of Lading	Containers	Metric Tons
SOCIEDAD AGRICOLA LA ROSA	4	8.00	184.32
SOCIEDAD AGRICOLA Y COMERCIAL	4	6.00	164.04
SOCIEDAD AGRICOLA LA ROSA SOPRUCO	4	7.00	161.28
AGRICOLA CERRILLOS DE TAMAYO S.A.	5	5.00	115.20
AGRICOLA Y COMERCIAL CABI/FRUIT S.A.	3	3.00	70.76
SOCIEDAD AGRICOLA VISTA HERMOSA LTD			

**GRAPH VIEW**

**TOTALS BY: Shipper**

Click a Shipper name to display all Bills of Lading that satisfy the search criteria and match the selected name. To view Bills of Lading for multiple Shipper names, click the checkboxes next to the applicable names and then click the Display ALL Results button.

Clear Hide Graph Print

Top 15 Shipper by Metric Tons

Subscribers can **save search queries** for quick retrieval of the latest data

OR start by choosing a **country** and the type of data you want to search: Bill of lading data can be queried for information about **cargos**; census data provides rankings for analyzing **markets**

Our multiple databases\* make it easy for you to pursue your inquiries through diverse markets, tracing imports to sources and exports to destinations. As you explore, you can rely on the prompt attention of your **Trade Data Specialist**, who will get to know your objectives, provide training and support, and make sure that you get the fullest value from your Datamyne subscription.

## See for yourself

Our online demo (including a complimentary research report) is FREE: Go to [www.datamyne.com](http://www.datamyne.com) and click on Request a Demo.

\* Datamyne covers the U.S., China, India, Japan, Latin America (including Mexico and the Mercosur and CAFTA blocs, as well as Bolivia, Chile, Colombia, Ecuador, Peru, and Venezuela), and the EU's intra and extra trade. Based on World Trade Organization estimates, this trade accounts for approximately 57% of global exports and 68% of global imports by value.

## ▶ MAKING TRADE DATA WORK FOR YOU

With Datamyne, you have access to the latest available information about what is being bought and sold by whom in global trade encompassing the U.S., the EU, and key Asian and Latin American markets.

From import-export trends to the tally of cargos for individual shippers or consignees, right down to the details of each transaction as recorded on the bill of lading – you are just clicks away from information you can use to evaluate new markets, **identify prospective customers**, monitor long-distance business arrangements, **locate new suppliers**, and track your competition.

**Build queries** by selecting fields and entering your search criteria. Your query is displayed for review and editing in the **Current Search Query** box

Use **Total by** to **sum up** search results by the field of your choice – totaling all transactions for shipper (as here), consignee, carrier, or country of origin

Markets Cargos Totals By

Home Rankings Queries Saved queries Display fields Alerts

**BUILD SEARCH QUERY ▼**

Advanced Query

Commodity: Fresh Avocado

and

Add

**CURRENT SEARCH QUERY**

Retrieve all Bills of Lading (Houses) 01/01/2011 to 03/15/2011 where : Commodity: "Fresh Avocados" AND World Region/Country of Origin: CHILE AND Shipper: "sociedad agricola la rosa" or "sociedad agricola y comercial" or "sociedad agricola la rosa sofruco s" or "agricola cerrillos de tamayo s.a." or "agricola y comercial cabilfrut s.a." or "sociedad agricola vista hermosa lim"

Save/Create Alert Clear

**TOTALS BY: Shipper**

Click a Shipper name to display selected name. To view Bills of the applicable names and then

Shipper	Count	Weight	Weight Unit
SOCIEDAD AGRICOLA LA ROSA	3	3.00	70.76
SOCIEDAD AGRICOLA Y COMERCIAL CABILFRUT S.A.	2	2.00	44.92
SOCIEDAD AGRICOLA VISTA HERMOSA LIM	2	2.00	44.92
<b>TOTAL:</b>	<b>22</b>	<b>31.00</b>	<b>740.52</b>

**Select the slice of the database** you want to search: Set time frames, choose original bills or bills with Datamyne added-value fields

### EMAIL ALERT

From: alerts@datamyne.com  
To: alerts@datamyne.com  
Subject: DATAMYNE ALERTS

Here is a summary of your new shipment alerts from Datamyne. New shipments have arrived that meet your search criteria.

Commodity: "Fresh Avocados" AND World Region/Country of Origin: CHILE AND Shipper: "sociedad agricola la rosa" or "sociedad agricola y comercial" or "sociedad agricola la rosa sofruco s" or "agricola cerrillos de tamayo s.a." or "agricola y comercial cabilfrut s.a." or "sociedad agricola vista hermosa lim" or "prima agrotrading s.a." or "prima agrotrading s.a." or "soc. agr. la rosa sofruco s.a."

Total # of New Shipments: 1

Date	Consignee	Shipper	US Port	Commodity Description	Weight	Weight Unit
03/07/2011	FRESH PACIFIC FRUIT & VEGETABLE INC	SOCIEDAD AGRICOLA LA ROSA SOFRUCO S	LONG BEACH, CA	AVOCADOS, FRESH OR DRIED 1920 CASES FRESH AVOCADOS ON 20 PALLETS 1500 CASES FRESH AVOCADOS ON 20 PALLETS UNDA INSPECTED CONTROLLED ATMOSPHERE AVOCADOS, FRESH OR DRIED AVOCADOS, FRESH OR DRIED	46080	KG

CLICK HERE to see the rest of the results.

Click **Save/Create Alert** to save your search query for fast retrieval of the most current data ... and set up **email alerts** that notify you when new shipments arrive

**BILL DETAIL**

Bill of Lading Number: CHVAAAAB3800

Port of Departure: SAN ANTONIO, CHILE

World Region by Port of Departure: SOUTH AMERICA

Port of Arrival: LONG BEACH, CA

US Region: WEST

Carrier: (CHV) COMPANIA SUD AMERICANA DE VAPORES S A

Bill Header Carrier: CHV

VOLCC Code: CHV

VOLCC Name: COMPANIA SUD AMERICANA DE VAPORES S A

BOOKS Code: CHV

BOOKS Name: COMPANIA SUD AMERICANA DE VAPORES S A

Arrival Date: 03/07/2011

Estimated Arrival Date: 03/04/2011

Vessel: CSAV LUNACO

Vessel Country: HK

Wayage: 1107N

IPO Code: 9443487

Foreign Destination: VESSEL CONTAINERIZED.

Mode of Transport: VESSEL CONTAINERIZED.

Place of Receipt: SAN ANTONIO, CHILE

Country of Origin: CHILE

World Region by Origin: SOUTH AMERICA

Netic Tons: 46.08

Click on the **hyperlinks** within displayed results to **drill down** to underlying details – such as all shipments for an individual shipper

Click on the **hyperlinked date** of any record to see the logistical details and parties to the trade on the **bill of lading**

UNITED STATES 2011 BILL HOUSES

Data available from: 01/01/2011 to 03/15/2011

Retrieve all Bills of Lading (Houses) 01/01/2011 to 03/15/2011 where: Commodity: "Fresh Avocados" AND World Region/Country of Origin: CHILE AND Shipper: "sociedad agricola la rosa"

Results from: 01/01/2011 to 03/15/2011

Found 5 results

Date	Commodity	Shipper	Consignee	US Port	Weight	Weight Unit
03/07/2011	FRESH PACIFIC FRUIT & VEGETABLE INC	SOCIEDAD AGRICOLA LA ROSA	FRESH PACIFIC FRUIT & VEGETABLE INC	LONG BEACH, CA	46080	KG
03/07/2011	FRESH PACIFIC FRUIT & VEGETABLE INC	SOCIEDAD AGRICOLA LA ROSA	FRESH PACIFIC FRUIT & VEGETABLE INC	LONG BEACH, CA	46080	KG
03/07/2011	FRESH PACIFIC FRUIT & VEGETABLE INC	SOCIEDAD AGRICOLA LA ROSA	FRESH PACIFIC FRUIT & VEGETABLE INC	LONG BEACH, CA	46080	KG
03/07/2011	FRESH PACIFIC FRUIT & VEGETABLE INC	SOCIEDAD AGRICOLA LA ROSA	FRESH PACIFIC FRUIT & VEGETABLE INC	LONG BEACH, CA	46080	KG
03/07/2011	FRESH PACIFIC FRUIT & VEGETABLE INC	SOCIEDAD AGRICOLA LA ROSA	FRESH PACIFIC FRUIT & VEGETABLE INC	LONG BEACH, CA	46080	KG

Quickly download your findings to Excel spreadsheets

We'll discuss your business objectives and help you find the **Personalized Subscription Plan** that works best for your company. Among the options: 12- or 24-month terms, single or multiple users, single market or global views.

## See for yourself

Our online demo (including a complimentary research report) is FREE: Go to [www.datamyne.com](http://www.datamyne.com) and click on Request a Demo.



**TAB 8C**  
**STRATEGIC PORT INVESTMENT**  
**INITIATIVE**  
**(s. 311.10, F.S.)**

## Keyword Search Statutes

 SEARCH

## Statutes » Title 22 » Ch. 311 » Sec. 311.1

## 311.10 Strategic Port Investment Initiative.—

(1) There is created the Strategic Port Investment Initiative within the Department of Transportation. Beginning in fiscal year 2012-2013, a minimum of \$35 million annually shall be made available from the State Transportation Trust Fund to fund the Strategic Port Investment Initiative. The Department of Transportation shall work with the deepwater ports listed in s. 311.09 to develop and maintain a priority list of strategic investment projects. Project selection shall be based on projects that meet the state's economic development goal of becoming a hub for trade, logistics, and export-oriented activities by:

- (a) Providing important access and major on-port capacity improvements;
- (b) Providing capital improvements to strategically position the state to maximize opportunities in international trade, logistics, or the cruise industry;
- (c) Achieving state goals of an integrated intermodal transportation system; and
- (d) Demonstrating the feasibility and availability of matching funds through local or private partners.

(2) Prior to making final project allocations, the Department of Transportation shall schedule a publicly noticed workshop with the Department of Economic Opportunity and the deepwater ports listed in s. 311.09 to review the proposed projects. After considering the comments received, the Department of Transportation shall finalize a prioritized list of potential projects.

(3) The Department of Transportation shall, to the maximum extent feasible, include the seaport projects proposed to be funded under this section in the tentative work program developed under s. 339.135(4).

---

History.—s. 6, ch. 2012-128; s. 11, ch. 2012-174.



---

Generated on 09/12/12 by LobbyTools.com

## **Guidelines for Strategic Seaport Projects: Implementing the Strategic Port Investment Initiative**

### **Legislation:**

- The Legislature authorized \$35M annually for this program.
- Requirements in law include:
  - The Department shall develop and maintain a priority list of strategic projects.
  - Project selection shall be based on those projects which support the state's economic development goal of becoming a hub for trade, logistics, and export-oriented activities by:
    - Providing important access and major on-port capacity improvements;
    - Providing capital improvements to strategically position the state to maximize opportunities in international trade, logistics, or the cruise industry;
    - Achieving state goals of an integrated intermodal transportation system; and
    - Demonstrating the feasibility and availability of matching funds through local or private partners.

### **History:**

- Through existing funding sources, the Department has worked with the ports and funded projects considered strategic over the past several years.
- These projects include: Port Miami Deep Dredge; Jaxport ICTF; Everglades/FEC ICTF; Tampa Petroleum Facilities Expansion; Everglades Southport Turning Notch; Canaveral Turning Basin Widening and Deepening. In addition to these port specific projects, significant investments have been made in roadway connectors to our seaports including: Miami Tunnel; Eller Drive Grade Separation; Cross Town Connector; to name a few.

### **Decision Process:**

- These projects were chosen through an examination of the following factors:
  - Is it a top priority for the port?
  - Does the port have (or will have) matching funds?
  - Does it have a strong ROI?
  - Does it support an increase in Florida jobs?
  - Does it provide statewide or national impacts for throughput of cargo?
  - Does it provide improved access or multimodal connectivity for passengers and/or cargo?
  - Does it allow the state to accommodate changes in trade patterns, such as accommodating larger ships, or to capture a new market for the state?
  - Does it support a key niche business for the port?
  - Does it provide capacity for key strategic Florida commodities, such as petroleum or aggregate?
  - Does it provide an essential part of a staged project (crucial to the completion or success of other funded projects)?

- Does it provide an essential “final” match for other funds, including federal, so that the project can move forward?
- Does it provide for an essential safety or efficiency/operational improvement?

#### Prioritization Process:

- Once the factors outlined above were considered, projects were prioritized by putting them into the following categories:
  - Critical: the port must have it or faces catastrophic business loss – through infrastructure failure or critical safety issue
  - Needed: the port must have it or new business will be turned away or existing business lost (capacity limitations)
    - These two solve a “problem” *and* may allow the port to grow
  - Desired: the port has a good likelihood of committing new business immediately if improvements are made
  - Future: the port does not have current business commitments, but the project meets master planning goals
    - These two allow the port to grow

#### Recommendation:

- Now that the funds for this program are codified, but rulemaking authority is not granted, I recommend we continue with the process we have used while incorporating the new review process specified in the legislation.
- The current process includes:
  - The Seaport Office working with the ports and the Florida Ports Council staff to identify potential strategic projects.
  - The Seaport Office assessing these projects using the criteria outlined above.
    - This will include, when funding is available, additional projects for the upcoming fiscal year as well as projects to be added to the new 5<sup>th</sup> year.
- The new requirement defined in statute states that the Department shall schedule a publicly noticed workshop with the Department of Economic Opportunity and the deepwater ports to review the proposed list of projects.
  - I recommend we hold the meeting in conjunction with the Fall FSTED meeting, allowing for the ports and DEO to review both FSTED and these projects at the same time.
  - The Department will work with the ports to update the Strategic Project list and calculate ROIs on appropriate projects.
- Projects chosen by FSTED are programmed immediately following the Fall meeting; any additional strategic projects may be announced at that time, but the Department will retain the flexibility to announce funding for reviewed projects at any future point when funding is available.
  - To the extent feasible given the timing, projects for new 5<sup>th</sup> year SIS seaport funding will be chosen from the DOT strategic project list.

# Deepening and Widening – Port Canaveral

---

## **Project Description:**

This project involves removing approximately 18 acres of uplands to widen the entrance to the West Turning Basin (WTB), deepening a portion of the basin from 35 feet to 39 feet, widening the existing channel from 400 ft to 500 ft at the authorized depth of 39 feet, increasing the width of the existing offshore approach channel and refurbishing existing bulkheads. The turning basin dredging increases vessel turning diameter from 1,500 feet to 1,775 feet.

The Department Current Project Status: The dredging and widening of the west turning basin is in process. The next phase is the channel widening and dredging which will begin in FY2014.

## **Project Cost:**

- Project cost: \$57,000,000

## **Strategic Benefits:**

- Cruise terminals in the West Turning Basin provide approximately 70% of the revenue to the Port.
- Improved access for freight vessels with a consistent 39 ft depth in major portions of the harbor.
- Greater maneuverability allowing for safer piloting of cruise and cargo vessels.
- Provides needed access for larger cruise vessels entering the market.
- The Department's calculated ROI ratio for this project is 11.
- Port estimates this project, together with other capacity improvements such as the new Cruise Terminal 6 and planned cargo handling berths, will generate 3,413 construction and 3,494 permanent jobs.

## **Schedule/Status:**

- The Corps of Engineers has prepared a reconnaissance report, which demonstrates that the west turning basin component of this project has a BC (benefit to cost) ratio of 7/1.
- Port currently anticipates all approvals to be in place for July 1, 2013 start date with portions of the landside scope able to start sooner if funding allocation can occur prior to that date.

# Southport Turning Notch Extension – Port Everglades

---

## **Project Description:**

The Southport Turning Notch (STN) Extension project is considered the cornerstone project in the currently adopted Port Master/Vision Plan. This project will lengthen the existing 900 foot turning notch by an additional 1,500 feet to the west, initially at the authorized depth of -42 feet. This expansion to a 2,400 linear foot berthing area will transform-a single berth slip into a five berth operation with four additional berths within the STN with a sixth berth possible. The project also includes replacing 8.7 acres of existing mangrove conservation easement with a 16.5 acres upland enhancement of approximately 75,000 new mangrove plants and seeds on adjacent port land, as well as a number of environmental improvements in nearby West Lake Park.

## **Project Cost:**

- Project cost: \$122,000,000

## **Strategic Benefits:**

- Port Everglades' estimates that this project will allow additional capacity of approximately 730,000 TEU's annually at full build out.
- Port Everglades' estimates that this project will allow for the ability to handle approximately 4 million tons of crushed rock aggregate annually at full build out.
- Port Everglades' estimates that this project will result in 5,500 new jobs regionally and support 106,000 jobs statewide over the next 15 years.
- The Department's calculated ROI ratio for this project is 36.
- Greater maneuverability allowing for safer piloting of larger cargo and container vessels.

## **Schedule/Status:**

- A Consultant is under contract and design and permitting for the project are underway.
- All project components are scheduled to be complete by FY 2018.

**TAB 8D**  
**SEAPORT INVESTMENT PROGRAM -**  
**\$10 MILLION BOND FUNDS**  
**(s. 399.0801(2), F.S.)**

## Keyword Search Statutes

 SEARCH

## Statutes » Title 26 » Ch. 339 » Sec. 339.0801

339.0801 Allocation of increased revenues derived from amendments to s. 319.32(5)(a) by ch. 2012-128.—Funds that result from increased revenues to the State Transportation Trust Fund derived from the amendments to s. 319.32(5)(a) made by this act must be used as follows, notwithstanding any other provision of law:

(1)(a) In the 2012-2013 fiscal year, \$200 million, or actual receipts up to \$200 million, shall be transferred to the General Revenue Fund.

(b) The Department of Transportation shall transfer the actual receipts monthly to the General Revenue Fund. These transfers shall be made in the month following the deposit of those receipts into the State Transportation Trust Fund.

(2) Beginning in the 2013-2014 fiscal year and annually for up to 30 years thereafter, \$10 million shall be for the purpose of funding any seaport project identified in the adopted work program of the Department of Transportation, to be known as the Seaport Investment Program. The revenues may be assigned, pledged, or set aside as a trust for the payment of principal or interest on bonds, tax anticipation certificates, or other forms of indebtedness issued by an individual port or appropriate local government having jurisdiction thereof, or collectively by interlocal agreement among any of the ports, or used to purchase credit support to permit such borrowings. However, the debt is not a general obligation of the state. The state covenants with holders of the revenue bonds or other instruments of indebtedness issued pursuant to this subsection that it will not repeal or impair or amend this subsection in any manner that will materially or adversely affect the rights of holders so long as bonds authorized by this subsection are outstanding. The proceeds of any bonds or other indebtedness secured by a pledge of the funding, after payment of costs of issuance and establishment of any required reserves, shall be invested in projects approved by the Department of Transportation and included in the department's adopted work program, by amendment if necessary. Any revenues that are not pledged to the repayment of bonds as authorized by this section may be used for purposes authorized under the Florida Seaport Transportation and Economic Development Program. This revenue source is in addition to any amounts provided for and appropriated in accordance with ss. 311.07 and 320.20(3) and (4). Revenue bonds shall be issued by the Division of Bond Finance at the request of the Department of Transportation pursuant to the State Bond Act.

(3) Beginning in the 2013-2014 fiscal year and annually for up to 30 years thereafter, \$35 million shall be transferred to Florida's Turnpike Enterprise, to be used in accordance with Florida Turnpike Enterprise Law, to the maximum extent feasible for feeder roads, structures, interchanges, appurtenances, and other rights to create or facilitate access to the existing turnpike system.

(4) Beginning in the 2013-2014 fiscal year and annually thereafter, \$10 million shall be transferred to the Transportation Disadvantaged Trust Fund, to be used as specified in s. 427.0159.

(5) Beginning in the 2013-2014 fiscal year and annually thereafter, \$10 million shall be allocated to the Small County Outreach Program, to be used as specified in s. 339.2818. These funds are in addition to the funds provided in s. 201.15(1)(c)1.b.

(6) After the distributions required pursuant to subsections (1)-(5), the remaining funds shall be used annually for transportation projects within this state for existing or planned strategic transportation projects which connect major markets within this state or between this state and other states, which focus on job creation, and which increase this state's viability in the national and global markets.

(7) Pursuant to s. 339.135(7), the department shall amend the work program to add the projects provided for in this section.



**TAB 9**  
**RECOMMENDATION AND APPROVAL**  
**OF FY 13/14 FSTED PROGRAM**  
**ALLOCATIONS**

# Florida Seaport Transportation and Economic Development Council

Canaveral Port Authority · Port Citrus · Port Everglades · Port of Fernandina · Port of Fort Pierce  
Jacksonville Port Authority · Port of Key West · Manatee County Port Authority · PortMiami · Port of Palm Beach  
Panama City Port Authority · Port of Pensacola · Port St. Joe Port Authority · Port of St. Petersburg · Tampa Port Authority  
Florida Department of Transportation · Florida Department of Economic Opportunity

## MEMORANDUM

DATE: September 25, 2012

TO: Members, Florida Seaport Transportation and Economic Development (FSTED) Council

FROM: Doug Wheeler, President Florida Ports Council

SUBJECT: **Recommended FSTED Program Allocations for FY 2013/14**

---

Pursuant to FSTED Program allocation procedures, we are forwarding you the recommended FSTED Program allocations for FY 2013/14 (attached) for your review prior to the FSTED Council meeting on October 8, 2012. These recommended allocations are the result of meetings between FSTED Program staff and Florida Department of Transportation (FDOT) staff over the past several weeks.

As you may recall, during the last regular session, the Florida Legislature statutorily identified a **minimum of \$50 million** (\$15 million for projects identified pursuant to the FSTED program and \$35 million for projects identified pursuant to the Strategic Port Investment Initiative) to be spent on seaport development projects every year.

In addition, starting Fiscal Year 2013/14, the Florida Legislature set aside \$10 million in reallocated motor vehicle license fees that could be used for seaport projects in the FDOT “adopted work program” – to be known as the “Seaport Investment Program.” Based on our discussions with Secretary Prasad, the FDOT will be moving forward with the issuance of bonds under this statutory authority – providing project construction funding in the Department’s FY 2013/14 Work Program. Initial estimates indicate that this bond issuance should generate approximately \$150 million.

This attached chart represents the potential allocation of approximately **\$165 million** to projects identified through the FSTED Program as eligible for funding. This number reflects the Legislative line item appropriation for the FSTED Program (\$15 million) and the statutory authority for the issuance of a bond for the Seaport Investment Program.

It is important to remember that the \$35 million for the Strategic Port Investment Initiative represents a minimum amount of funding that, in addition to the \$15 million for FSTED, must be programmed for seaports in the Department’s work program each year. While the FDOT is

committed to funding this program from approved sources, new funding for this program was not specifically appropriated this year. For FY 2013/14, the Department would like to recommend funding two proposed strategic projects partially from the expected new bond proceeds.

FDOT has also discussed the allocation of dollars available for projects already funded in the current five-year work program that are now funded with bond proceeds. While there is a desire to spend those funds on eligible seaport development projects, those funds can be spent on any eligible transportation project identified in the Department's Work Program. After final allocation decisions are made October 8 for the bond and FSTED program, FSTED program staff and FDOT staff will contact seaports and district staff to discuss any needed reallocation of existing funds.

Please note that these recommended allocations and other FY 2013/14 allocation issues will be discussed during the FSTED Council meeting on October 8.

This recommended allocation chart is a public record and subject to Florida's sunshine laws. Any discussion between FSTED Council members concerning these proposed allocations is subject to Florida's sunshine laws.

Pursuant to FSTED Program allocation procedures, if any seaport wants to formally request a modification of these recommended allocations prior to the meeting they should submit that request to FSTED Program staff in writing for dissemination to all members.

If you have any concerns or questions, please call FSTED Program staff at (850) 222-8028. If you have questions on existing programming in the Department's work program and the possible use of funds, please call Meredith Dahlrose at FDOT at (850) 414-4551.

## Toy Keller

---

**From:** Bratcher, Tery [Tery.Bratcher@dot.state.fl.us] on behalf of Biter, Richard [Richard.Biter@dot.state.fl.us]  
**Sent:** Tuesday, September 25, 2012 4:43 PM  
**To:** Doug Wheeler; Bill Johnson; Carlos Buqueras; Clyde Mathis; Don West; Jim Fitton; Manny Almira; Paul Anderson; Stan Payne; Steve Cernak (scernak@broward.org); Tommy Pitts; Val Schwec; Walter Miller; Wayne Stubbs; Brad Thorpe; cklug@tampaport.com; Biter, Richard; Hunting F. Deutsch (Hunting.Deutsch2@deo.myflorida.com); Prasad, Ananth  
**Cc:** Amy Miller; Bob Armstrong; Chris Kauffmann; David Anderton ; Don West (Susan Durden); Donna Greenslade; Glenn Wiltshire; Kevin Lynskey; Mary Glancy; Mike Poole ; Teresa Daugherty; Ram Kancharla; Pat Poston ; P. Zielinski; Jennifer Krell Davis; Mike Rubin; Toy Keller; Dahlrose, Meredith; Flores, Juan; Katherine Morrison; Kelly, Catherine J.; kathy.wilson@deo.myflorida.com; Bill.Pable@deo.myflorida.com; McDonald, James (Jimmy)  
**Subject:** RE: Recommended FSTED Program Allocations for FY 2013/2014

I want to thank Doug and his staff for all the collaboration and coordination that went into identifying these proposed FSTED allocations for FY 13/14. I, as well as my staff, discussed this process and these projects several times over the past few weeks. I want to express my support and agreement with this proposal. I especially appreciate all of you responding so quickly to the Secretary's request to identify and program projects to be funded through the new \$10M bond program. It is a measure of our true cooperation that two of the three Strategic projects the Department would like to be considered for funding are proposed to receive partial funding through the new bond program.

As noted in Doug's email, we've also discussed the possible re-allocation of dollars already in the current five year work program from projects that are now funded with bond proceeds. I can tell you it is our intent to work with you to put any funds we can towards strategic seaport projects that have a good ROI and provide great economic benefits to the state.

I look forward to the meeting on October 8<sup>th</sup>. Please feel free to call me with any concerns, and, please feel free to call Meredith Dahlrose at 850-414-4551 with any specific project programming or existing funding questions.

Rich

Richard M. Biter  
Florida Department of Transportation  
Assistant Secretary, Intermodal Systems Development  
605 Suwannee Street  
Tallahassee, FL 32399  
850/414-5235

---

**From:** Doug Wheeler [<mailto:doug@flaports.org>]  
**Sent:** Tuesday, September 25, 2012 4:38 PM  
**To:** Bill Johnson; Carlos Buqueras; Clyde Mathis; Don West; Doug Wheeler; Jim Fitton; Manny Almira; Paul Anderson; Stan Payne; Steve Cernak ([scernak@broward.org](mailto:scernak@broward.org)); Tommy Pitts; Val Schwec; Walter Miller; Wayne Stubbs; Brad Thorpe; [cklug@tampaport.com](mailto:cklug@tampaport.com); Biter, Richard; Hunting F. Deutsch ([Hunting.Deutsch2@deo.myflorida.com](mailto:Hunting.Deutsch2@deo.myflorida.com)); Prasad, Ananth  
**Cc:** Amy Miller; Bob Armstrong; Chris Kauffmann; David Anderton ; Don West (Susan Durden); Donna Greenslade; Glenn Wiltshire; Kevin Lynskey; Mary Glancy; Mike Poole ; Teresa Daugherty; Ram Kancharla; Pat Poston ; P. Zielinski; Jennifer Krell Davis; Mike Rubin; Toy Keller; Dahlrose, Meredith; Flores, Juan; Katherine Morrison; Kelly, Catherine J.; [kathy.wilson@deo.myflorida.com](mailto:kathy.wilson@deo.myflorida.com); [Bill.Pable@deo.myflorida.com](mailto:Bill.Pable@deo.myflorida.com); McDonald, James (Jimmy); Bratcher, Tery  
**Subject:** Recommended FSTED Program Allocations for FY 2013/2014  
**Importance:** High

Dear FSTED Council Members,

Please find attached the **Proposed FSTED Program Allocations** for FY 13/14 to be discussed during the October 8 FSTED Council Meeting in Orlando. As you will see, provided are the totals allocated to each Port and project(s), as well as the breakdown of allocations by fund source. At this point, no changes to these proposed allocations will occur until discussed and approved by the full FSTED Council at the October 8 meeting in compliance with Florida's Sunshine Laws.

Port Directors, please be prepared to discuss your project(s) and address any questions or comments presented by Council members.

You will be notified when the meeting materials are posted online, which we expect to be by the end of this week.

Thank you to all of you for your time and effort in working with the staffs of the Ports Council and FDOT in order to assist our efforts to proceed through this very comprehensive process in developing these recommended allocations and I look forward to discussing them further with the Council on October 8. As always, should you have any questions or concerns, please feel free to contact me by email or by phone.

Sincerely,

Doug

**Doug Wheeler**

President

Florida Ports Council

Office 850.222.8028

Cell 850.322.8850

502 East Jefferson Street

Tallahassee, FL 32301

[www.flaports.org](http://www.flaports.org)



Find us on Twitter and Facebook:



<u>Port</u>	<u>Priority</u>	<u>Project</u>	<u>Requested</u>	<u>Strategic Port Investment Initiative Bond Allocation</u>	<u>Additional Bond Allocation</u>	<u>FSTED Allocation</u>	<u>Total</u>
<b>Canaveral</b>	<b>1</b>	West Turning Basin	\$24,400,000	\$13,000,000		\$1,400,000	\$14,400,000
	<b>2</b>	Container & Multipurpose Berth	\$5,000,000		\$1,550,000	\$2,076,723	\$3,626,723
<b>Total</b>			<b>\$29,400,000</b>	<b>\$13,000,000</b>	<b>\$1,550,000</b>	<b>\$3,476,723</b>	<b>\$18,026,723</b>
<b>Citrus</b>	<b>1</b>	Port Citrus Master Plan*	\$137,500			\$137,500	\$137,500
<b>Total</b>			<b>\$137,500</b>	<b>\$0</b>	<b>\$0</b>	<b>\$137,500</b>	<b>\$137,500</b>
<b>Everglades</b>	<b>1</b>	Southport Turning Notch Extension	\$34,463,500	\$34,500,000			\$34,500,000
	<b>2</b>	ACOE Deepening & Widening	\$500,000			\$576,723	\$576,723
<b>Total</b>			<b>\$34,963,500</b>	<b>\$34,500,000</b>	<b>\$0</b>	<b>\$576,723</b>	<b>\$35,076,723</b>
<b>Fernandina</b>	<b>1</b>	Pier Extension	\$8,000,000		\$6,164,063		\$6,164,063
	<b>2</b>	Customs Inspections/Scales	\$75,000			\$75,000	\$75,000
<b>Total</b>			<b>\$8,075,000</b>	<b>\$0</b>	<b>\$6,164,063</b>	<b>\$75,000</b>	<b>\$6,239,063</b>
<b>Ft. Pierce</b>		No Request	\$0				\$0
<b>Jaxport</b>	<b>2</b>	Blount Island Terminal Improvements	\$18,426,846		\$14,350,123	\$3,649,877	\$18,000,000
	<b>3</b>	Talleyrand Terminal Improvements	\$13,260,000		\$13,000,000		\$13,000,000
<b>Total</b>			<b>\$31,686,846</b>		<b>\$27,350,123</b>	<b>\$3,649,877</b>	<b>\$31,000,000</b>
<b>Key West</b>		No Request	\$0				\$0
<b>Manatee</b>	<b>1</b>	Cold Storage Conversion	\$2,500,000		\$2,500,000		\$2,500,000
	<b>2</b>	Berth Rehab & Reconstruction	\$6,000,000		\$3,923,277	\$2,076,723	\$6,000,000
	<b>4</b>	Intermodal Cargo Storage Facility	\$2,500,000		\$1,500,000		\$1,500,000
<b>Total</b>			<b>\$11,000,000</b>	<b>\$0</b>	<b>\$7,923,277</b>	<b>\$2,076,723</b>	<b>\$10,000,000</b>
<b>Miami</b>	<b>1</b>	Dredge III	\$80,626,278		\$20,000,000	\$76,723	\$20,076,723
	<b>5</b>	Cruise Terminal Improvements	\$4,000,000		\$4,000,000		\$4,000,000
	<b>2</b>	Cranes	\$18,236,000		\$5,000,000		\$5,000,000
<b>Total</b>			<b>\$102,862,278</b>	<b>\$0</b>	<b>\$29,000,000</b>	<b>\$76,723</b>	<b>\$29,076,723</b>

<u>Port</u>	<u>Priority</u>	<u>Project</u>	<u>Requested</u>	<u>Strategic Port Investment Initiative Bond Allocation</u>	<u>Additional Bond Allocation</u>	<u>FSTED Allocation</u>	<u>Total</u>
<b>Palm Beach</b>	<b>2</b>	ICT/ Passenger Service Facility	\$100,000			\$100,000	\$100,000
	<b>1</b>	Slip 3			\$4,601,000		\$4,601,000
<b>Total</b>			<b>\$100,000</b>	<b>\$0</b>	<b>\$4,601,000</b>	<b>\$100,000</b>	<b>\$4,701,000</b>
<b>Panama City</b>	<b>1</b>	Container Terminal Expansion	\$3,750,000		\$2,225,600	\$1,524,400	\$3,750,000
	<b>2</b>	Refurbish West 1 and 2 Warehouses	\$425,000			\$425,000	\$425,000
	<b>3</b>	Relocate & Expand Truck Staging	\$225,000			\$225,000	\$225,000
<b>Total</b>			<b>\$4,400,000</b>	<b>\$0</b>	<b>\$2,225,600</b>	<b>\$2,174,400</b>	<b>\$4,400,000</b>
<b>Pensacola</b>	<b>1</b>	Full on Port Rail Rehabilitation	\$1,400,000		\$1,000,000		\$1,000,000
<b>Total</b>			<b>\$1,400,000</b>	<b>\$0</b>	<b>\$1,000,000</b>	<b>\$0</b>	<b>\$1,000,000</b>
<b>Port St. Joe</b>		No Request	\$0				\$0
<b>St. Pete</b>	<b>1</b>	Infrastructure/ Terminal Repairs	\$50,000			\$50,000	\$50,000
<b>Total</b>			<b>\$50,000</b>	<b>\$0</b>	<b>\$0</b>	<b>\$50,000</b>	<b>\$50,000</b>
<b>Tampa</b>	<b>1</b>	Port Red Wing Improvements	\$7,500,000		\$7,500,000		\$7,500,000
	<b>2</b>	Eastport Waterside Development	\$6,000,000		\$6,000,000		\$6,000,000
	<b>3</b>	Dredging	\$3,000,000			\$2,516,669	\$2,516,669
		Hooker's Point**	\$30,000,000		\$9,185,937		\$9,185,937
<b>Total</b>			<b>\$46,500,000</b>	<b>\$0</b>	<b>\$22,685,937</b>	<b>\$2,516,669</b>	<b>\$25,202,606</b>
<b>Data &amp; Planning</b>		Seaport Data				\$550,000	\$550,000
				<b>SPII Bond Total</b>	<b>Add'l Bond Total</b>	<b>FSTED Total</b>	<b>TOTAL</b>
				<b>\$47,500,000</b>	<b>\$102,500,000</b>	<b>\$15,460,338</b>	<b>\$165,460,338</b>

\* FSTED allocation contingent upon Feasibility Study.

\*\* Bond Allocation contingent upon agency consistency review of project application.



## Allocations Summary

Canaveral	\$18,026,723	Bond (SPII) , FSTED
Citrus	\$137,500	FSTED
Everglades	\$35,076,723	Bond (SPII), FSTED
Fernandina	\$6,239,063	Bond, FSTED
Ft. Pierce	\$0	
JaxPort	\$31,000,000	Bond, FSTED
Key West	\$0	
Manatee	\$10,000,000	Bond, FSTED
Miami	\$29,076,723	Bond, FSTED
Palm Beach	\$4,701,000	Bond, FSTED
Panama City	\$4,400,000	Bond, FSTED
Pensacola	\$1,000,000	Bond
St. Joe	\$0	
St. Pete	\$50,000	FSTED
Tampa	\$25,202,606	Bond, FSTED
Seaport Data	\$550,000	FSTED
<b>Total</b>	<b>\$165,460,338</b>	
		<b>FSTED Allocations to 11 Ports</b>
		<b>Bond Allocations to 9 Ports</b>

**TAB 10**  
**OTHER ISSUES**

## MEETING SUMMARY FLORIDA PORTS FINANCING COMMISSION TELECONFERENCE

September 26, 2012  
9:30 a.m. - 10:00 a.m.

502 E. Jefferson Street  
Tallahassee, Florida 32301

The meeting was called to order by Chair, Stan Payne; members attending included:

Stan Payne, Chair  
Vacant, Vice Chair (formerly Khalid Salahuddin)  
Ram Kancharla, Secretary/Treasurer, Tampa  
Bill Johnson, Miami  
Clyde Mathis, Pensacola  
Michael Poole, Jacksonville  
Steve Cernak, Everglades  
Carlos Buqueras, Manatee  
Manny Almira, Palm Beach  
Wayne Stubbs, Panama City

A quorum was present. Others attending in person or by phone included:

Paul Anderson, Jacksonville  
Val Schwec, Fernandina  
Jim Fitton, Key West  
Doug Wheeler, Florida Ports Council  
Mike Rubin, Florida Ports Council  
Toy Keller, Florida Ports Council

**Tab 3, August 22, 2012 FPFC Meeting Summary:** approval was moved by Mr. Kancharla and seconded by Jim Fitton. The motion passed.

**Tab 4, Discussion of FPFC Nominating Committee Report on Election of Officers** was initiated by Doug Wheeler. He summarized the nominating committee's August 22<sup>nd</sup> meeting, which concluded with a proposal of the following slate of officers:

Chair: Paul Anderson  
Vice Chair: Ram Kancharla  
Secretary/Treasurer: Juan Kurylla

A motion was made by Mr. Cernak and seconded by Wayne Stubbs to approve the proposed slate of officers. The motion passed unanimously. Mr. Anderson then assumed the role of FPFC Chairman.

Under **Tab 5, Other Issues**, Toy Keller pointed out the need for approval of a continuing FPFC budget due to the FY 11/12 fiscal year ending on September 30th. She noted that interest on the

60-day bond funds which is used to operate the FPFC was very low. However, due to FPFC money that was formerly frozen in the State Board of Administration account, which is now “dribbling” into our Recurring Expense Account, the FPFC has enough money to fund the cost factors necessary to meet the bond requirements. Ms. Keller recommended only these essential expenses be budgeted going forward. They include the Trustee and audit/accounting functions and any public meetings necessary.

The FPFC approved the continuing budget presented to the Commission, with Mr. Cernack making the motion and a second by Mr. Mathis.

Ram Kancharla suggested that the FPFC subcommittee which was formed by FPFC Chairman Payne in 2010, be reconstituted for the purpose of addressing any issues that may arise relative to the issuance of the new bonds.

The meeting was adjourned at about 9:50 a.m.

**TAB 11**  
**ADJOURNMENT**